




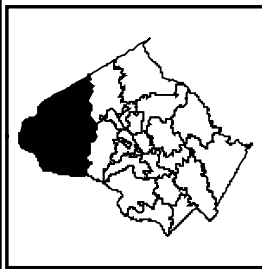
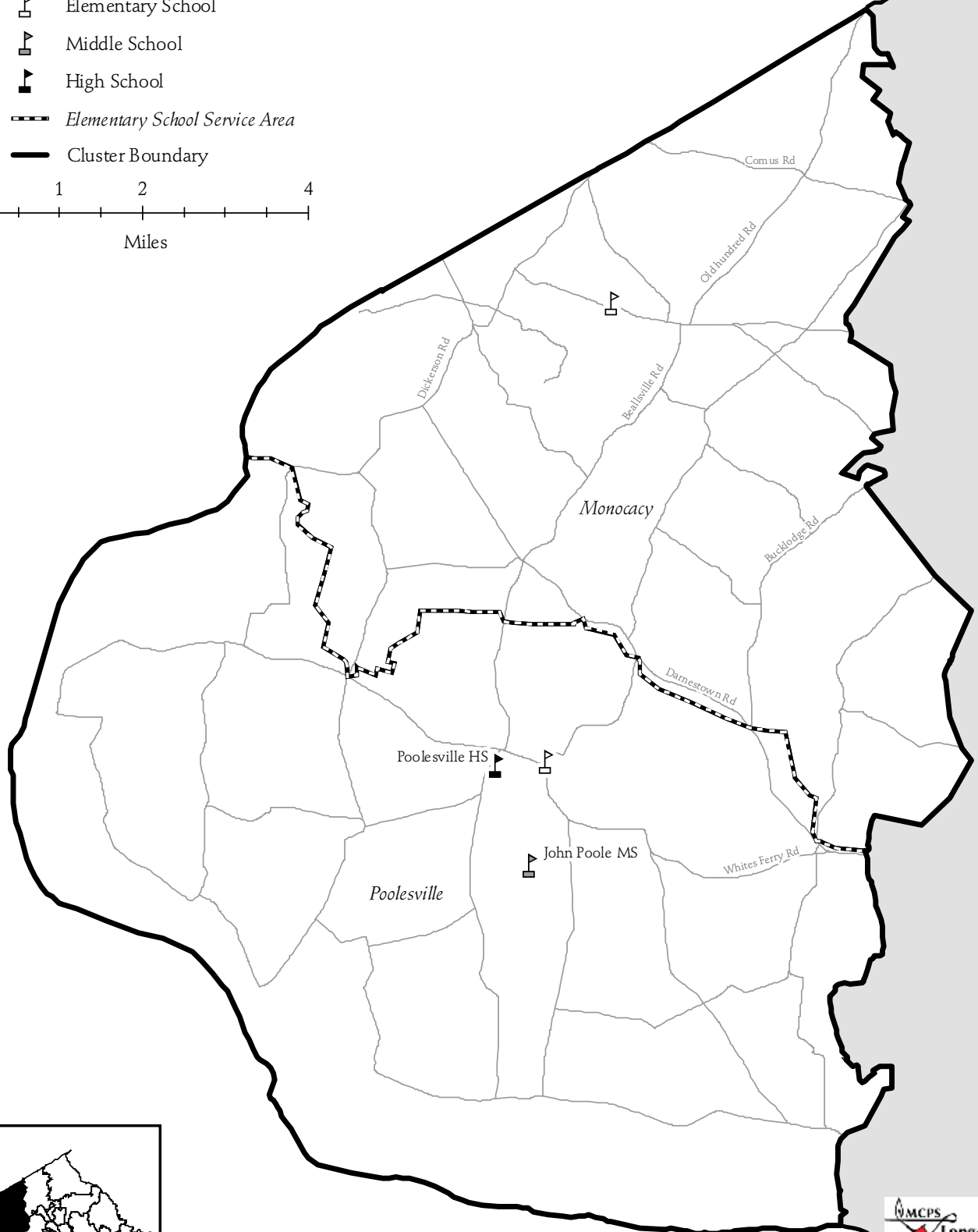
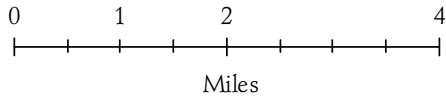


Poolesville Cluster

-  Elementary School
-  Middle School
-  High School
-  Elementary School Service Area
-  Cluster Boundary



Montgomery County Public Schools - Division of Long-range Planning - October 13, 2009

SCHOOLS

John Poole Middle School

Capital Project: Restroom renovations are recommended for this school for completion in the 2015–2016 school year.

Monocacy Elementary School

Utilization: Enrollment at Monocacy Elementary School falls well below the MCPS desired range of enrollment for an elementary school and is projected to decrease for the six-year planning period. MCPS regulations state that the desired minimum enrollment for an elementary school is 300 students. Monocacy Elementary School’s enrollment has been decreasing for several years and is at 176 this year, and is projected to decrease to 150 by 2015–2016. The superintendent is recommending consolidation of Monocacy Elementary School at Poolesville Elementary School beginning in August 2010. Please see Supplement A for additional information regarding the recommended consolidation.

Poolesville Elementary School

Utilization: Enrollment at Poolesville Elementary School has been declining for several years. Poolesville Elementary School’s enrollment is 387 this year and is projected to be at 372 by 2015–2016. The school’s capacity is 549, resulting in sufficient excess capacity to consolidate enrollment from Monocacy Elementary School. Please see Supplement A for additional information regarding the recommended consolidation.

CAPITAL PROJECTS

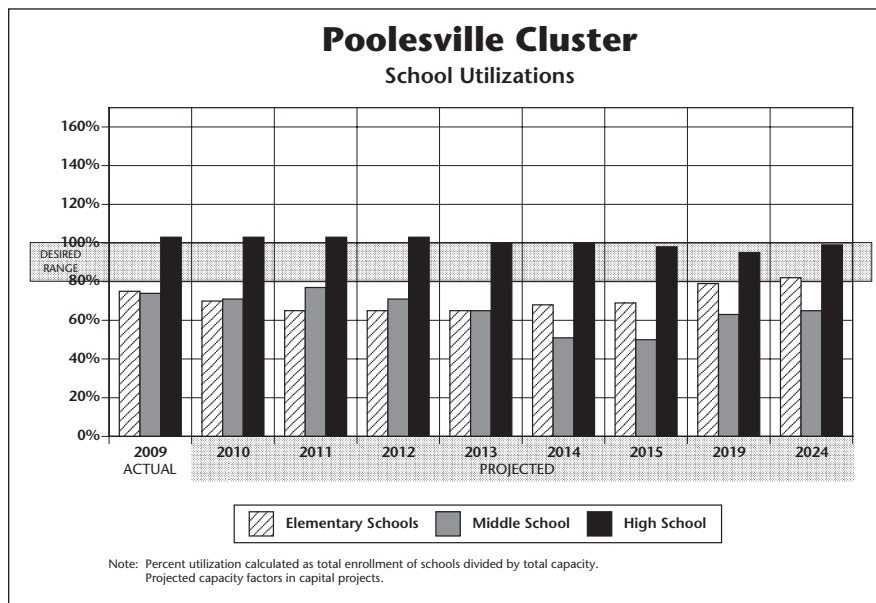
School	Project	Project Status*	Date of Completion
John Poole MS	Restroom renovations	Recommended	SY 2015–2016

*Approved—Project has an FY 2010 appropriation approved for the FY 2010 Capital Budget.

Recommended—Project has an FY 2011 appropriation recommended in the FY 2011–2016 CIP.

Programmed—Project has expenditures programmed in a future year of the CIP for planning and/or construction funds.

Proposed—Project has facility planning funds approved for the FY 2010 Capital Budget or recommended in the FY 2011–2016 CIP for a feasibility study.



POOLESVILLE CLUSTER

Projected Enrollment and Space Availability
Effects of the Recommended FY2011–2016 CIP and Non-CIP Actions on Space Available

Schools		Actual 09–10	Projections								
			10–11	11–12	12–13	13–14	14–15	15–16	2019	2024	
Poolesville HS	Program Capacity	1107	1107	1107	1107	1107	1107	1107	1107	1107	1107
	Enrollment	1143	1143	1137	1142	1110	1110	1087	1100	1150	
	Available Space	(36)	(36)	(30)	(35)	(3)	(3)	20	7	(43)	
	Comments	Addition Opens									
John Poole MS	Program Capacity	480	480	480	480	480	480	480	480	480	
	Enrollment	355	341	369	342	311	245	238	250	275	
	Available Space	125	139	111	138	169	235	242	230	205	
	Comments										
Monocacy ES	Program Capacity	206	206	206	206	206	206	206			
	Enrollment	176	167	151	140	143	143	150			
	Available Space	30	39	55	66	63	63	56			
	Comments	See Supplement A									
Poolesville ES	Program Capacity	549	549	549	549	549	549	549			
	Enrollment	387	358	342	352	349	372	372			
	Available Space	162	191	207	197	200	177	177			
	Comments	See Supplement A									
Cluster Information	HS Utilization	103%	103%	103%	103%	100%	100%	98%	99%	104%	
	HS Enrollment	1143	1143	1137	1142	1110	1110	1087	1100	1150	
	MS Utilization	74%	71%	77%	71%	65%	51%	50%	52%	57%	
	MS Enrollment	355	341	369	342	311	245	238	250	275	
	ES Utilization	75%	70%	65%	65%	65%	68%	69%	73%	79%	
	ES Enrollment	563	525	493	492	492	515	522	550	600	

