






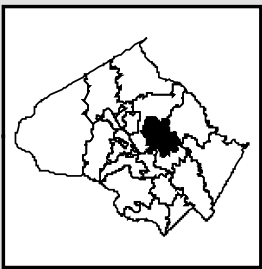
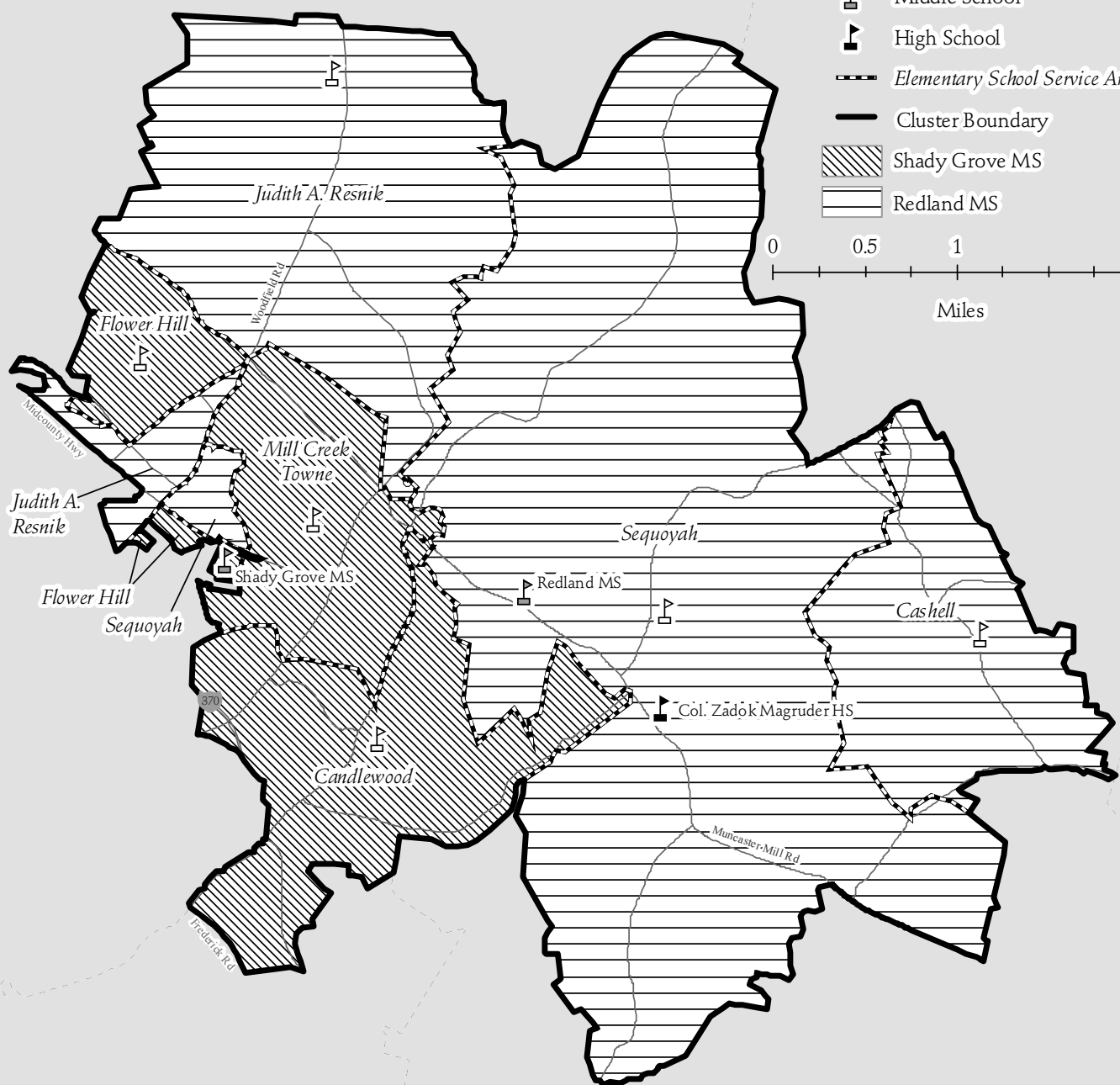
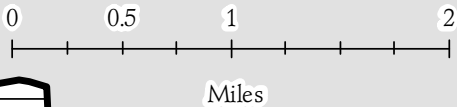


Col. Zadok Magruder Cluster

-  Elementary School
-  Middle School
-  High School
-  Elementary School Service Area
-  Cluster Boundary
-  Shady Grove MS
-  Redland MS



Montgomery County Public Schools - Division of Long-range Planning - October 13, 2009

SCHOOLS

Redland Middle School

Capital Project: Although improvements to this facility were approved in the Amended FY 2007–2012 CIP, due to the fiscal constraints and projected shortfalls in the county and state revenues, the scope of the project has been reduced. The new scope of the project will include: modify the facility to improve the mechanical system; replace all lighting fixtures; install ceiling tiles; extend the partial height wall partitions to the roof deck, relocate the existing administrative suite to the front of the school and reconfigure the old administrative suite into two classrooms, a health suite, and support spaces; renovate the existing science laboratories at the front of the school; renovate old laboratories into six new classrooms; paint all the walls, provide new marker and tack boards, and replace floor tiles and carpet where necessary. An FY 2009 appropriation was approved to begin construction for these improvements. The scheduled completion date for the project is August 2011. In order for these improvements to be completed on schedule, county and state funding must be provided at the levels approved in this CIP.

Candlewood Elementary School

Capital Project: A modernization project is scheduled for this school with a completion date of January 2015. An FY 2011 appropriation is recommended for facility planning funds to determine the scope and cost for the modernization. In order for this modernization to be completed on schedule, county and state funding must be provided at the levels recommended in this CIP.

Flower Hill Elementary School

Capital Project: Projections indicate enrollment at Flower Hill Elementary School will exceed capacity by four classrooms or more by the end of the six-year planning period. An FY 2011 appropriation is recommended for facility planning funds to determine the feasibility, scope, and cost for a classroom addition. A date for the addition will be considered in a future CIP. Relocatable classrooms will be utilized until additional capacity can be added.

Capital Project: Restroom renovations are recommended for this school for completion in the 2015–2016 school year.

CAPITAL PROJECTS

School	Project	Project Status*	Date of Completion
Redland MS	Interior modifications	Approved	Aug. 2011
Candlewood ES	Modernization	Programmed	Jan. 2015
Flower Hill ES	Classroom addition	Proposed	TBD
	Restroom renovations	Recommended	FY 2015–2016

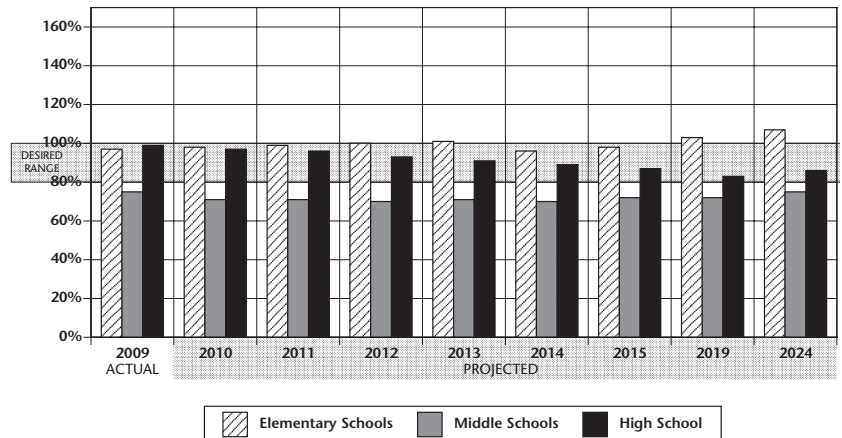
*Approved—Project has an FY 2010 appropriation approved for the FY 2010 Capital Budget.

Recommended—Project has an FY 2011 appropriation recommended in the FY 2011–2016 CIP.

Programmed—Project has expenditures programmed in a future year of the CIP for planning and/or construction funds.

Proposed—Project has facility planning funds approved for the FY 2010 Capital Budget or recommended in the FY 2011–2016 CIP for a feasibility study.

Col. Zadok Magruder Cluster School Utilizations



Note: Percent utilization calculated as total enrollment of schools divided by total capacity. Projected capacity factors in capital projects.

COL. ZADOK MAGRUDER CLUSTER

Projected Enrollment and Space Availability
Effects of the Recommended FY2011–2016 CIP and Non-CIP Actions on Space Available

Schools		Actual 09-10	Projections								
			10-11	11-12	12-13	13-14	14-15	15-16	2019	2024	
Col. Zadok Magruder HS	Program Capacity	1936	1919	1919	1919	1919	1919	1919	1919	1919	1919
	Enrollment	1917	1863	1837	1776	1745	1703	1678	1700	1750	
	Available Space	19	56	82	143	174	216	241	219	169	
	Comments		+1 AUT								
Redland MS	Program Capacity	740	740	740	740	740	740	740	740	740	
	Enrollment	606	570	552	543	538	548	570	600	625	
	Available Space	134	170	188	197	202	192	170	140	115	
	Comments			Improvements Complete							
Shady Grove MS	Program Capacity	876	876	876	876	876	876	876	876	876	
	Enrollment	610	574	595	595	610	586	585	600	625	
	Available Space	266	302	281	281	266	290	291	276	251	
	Comments										
Candlewood ES	Program Capacity	411	411	411	411	411	547	547			
	Enrollment	323	335	330	335	341	350	360			
	Available Space	88	76	81	76	70	197	187			
	Comments		Facility Planning for Mod.	Planning for Modernization		@Grosvenor Mod. Complete Jan. 2015					
Cashell ES	Program Capacity	375	358	358	358	358	358	358			
	Enrollment	277	283	287	289	292	294	302			
	Available Space	98	75	71	69	66	64	56			
	Comments		+1 PreK LFI/SCB								
Flower Hill ES	Program Capacity	380	380	380	380	380	380	380			
	Enrollment	469	482	493	505	516	513	518			
	Available Space	(89)	(102)	(113)	(125)	(136)	(133)	(138)			
	Comments		Facility Planning for Addition								
Mill Creek Towne ES	Program Capacity	379	379	379	379	379	379	379			
	Enrollment	427	405	397	388	385	391	396			
	Available Space	(48)	(26)	(18)	(9)	(6)	(12)	(17)			
	Comments										
Judith A. Resnik ES	Program Capacity	506	506	506	506	506	506	506			
	Enrollment	524	514	524	546	541	536	547			
	Available Space	(18)	(8)	(18)	(40)	(35)	(30)	(41)			
	Comments										
Sequoayah ES	Program Capacity	465	465	465	465	465	465	465			
	Enrollment	409	420	432	438	453	454	454			
	Available Space	56	45	33	27	12	11	11			
	Comments										
Cluster Information	HS Utilization	99%	97%	96%	93%	91%	89%	87%	89%	91%	
	HS Enrollment	1917	1863	1837	1776	1745	1703	1678	1700	1750	
	MS Utilization	75%	71%	71%	70%	71%	70%	72%	74%	77%	
	MS Enrollment	1216	1144	1147	1138	1148	1134	1155	1200	1250	
	ES Enrollment	2429	2439	2463	2501	2528	2538	2577	2700	2800	

Facility Characteristics of Schools 2009–2010

Schools	Year Facility Opened	Year Reopened Mod.*	Total Square Footage	Site Size Acres	Adjacent Park	FACT Assess. Score	Child Care**	Reloc-atable Class.	LTL/SBHC***
Col. Zadok Magruder HS	1970		295,478	30		1471		2	
Redland MS	1971		111,697	20.5	Yes	TBD			
Shady Grove MS	1995	1999	129,206	20					
Candlewood ES	1968		48,543	11.8		1489			
Cashell ES	1969	2009	71,171	10.24		1292			
Flower Hill ES	1985		58,770	10	Yes			6	
Mill Creek Towne ES	1966	2000	67,465	8.4				3	
Judith A. Resnik ES	1991		78,547	12.8			Yes	2	
Sequoyah ES	1990		72,582	10	Yes				

*Schools with a date before 1986 underwent a renovation, not a full modernization of the facility. Schools that were reopened but not fully modernized or completely rebuilt, will be included in the assessments for future modernization based on the year the school was originally opened. See Appendix K for additional information.

**Private child care is provided at the school during the school day.

***LTL=Linkages to Learning. SBHC=School-based Health Center that includes Linkages to Learning.