






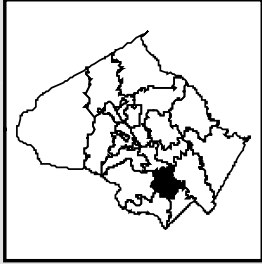
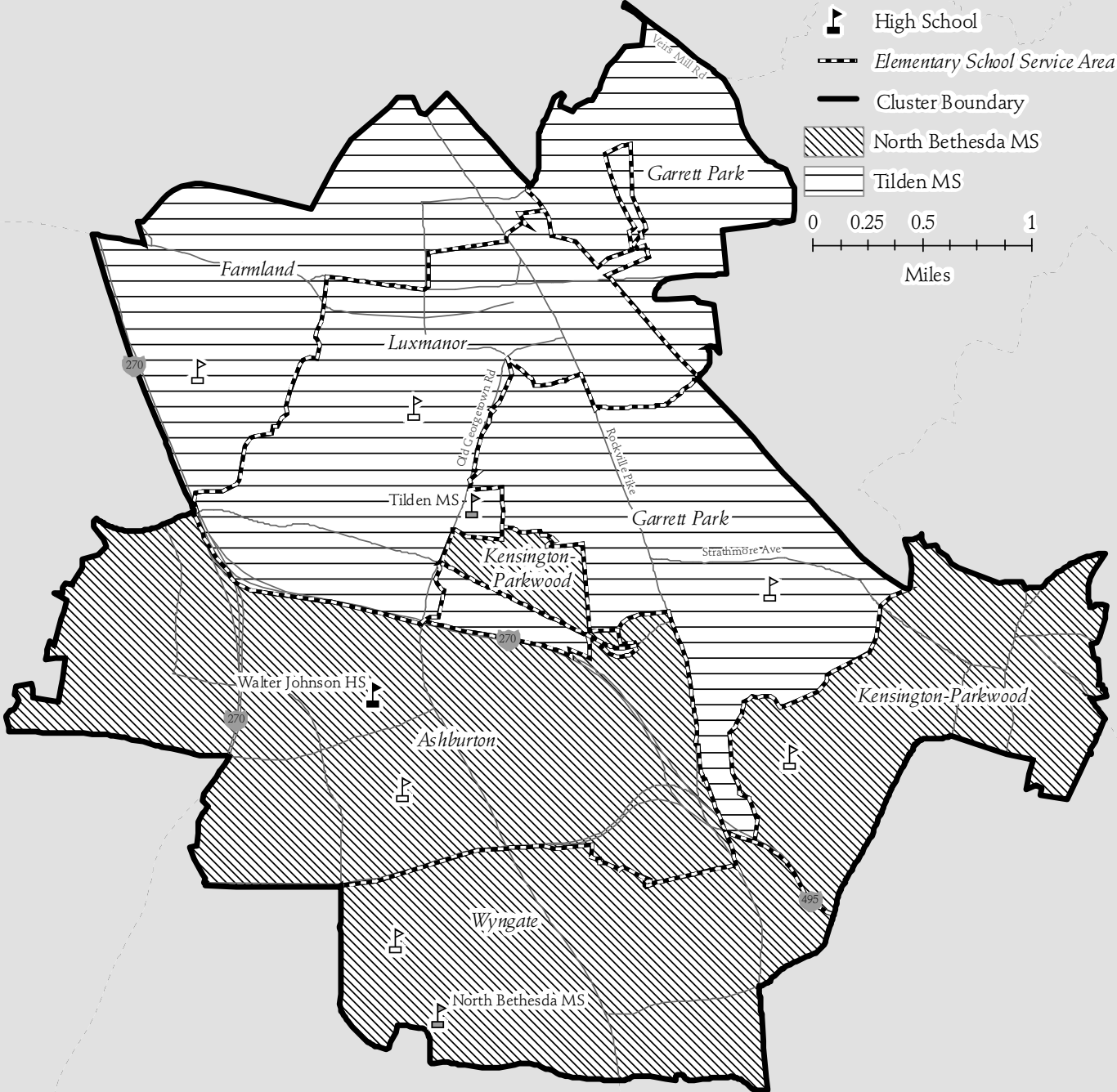
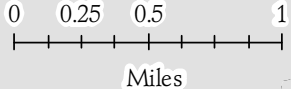


# Walter Johnson Cluster

-  Elementary School
-  Middle School
-  High School
-  Elementary School Service Area

-  Cluster Boundary
-  North Bethesda MS
-  Tilden MS



Montgomery County Public Schools - Division of Long-range Planning - May 14, 2009

## SCHOOLS

### Walter Johnson High School

**Capital Project:** The final phase of the modernization for Walter Johnson High School is scheduled for completion in January 2010 for the facility, and the site work is scheduled to be completed by August 2010. With the reopening of Northwood High School, MCPS no longer has a high school holding facility, and all high school modernizations will be completed on site. Therefore, the Walter Johnson High School modernization was phased with students and staff on site.

### Tilden Middle School

**Capital Project:** A modernization project is scheduled for this school with a completion date of August 2017. The current school is located in the Woodward facility located on Old Georgetown Road. As mentioned above, with the reopening of Northwood High School, there is no holding facility that can accommodate a high school. Rather than modernize the Woodward facility for Tilden Middle School, the current Tilden Holding Facility located on Tilden Lane will be modernized to house Tilden Middle School. The Woodward facility will then become a secondary school holding facility for school modernizations scheduled after Tilden Middle School. The completion date for the modernization of the Tilden Holding Facility will continue to be August 2017. Tilden Middle School will remain at the Woodward facility until the modernization of the Tilden Lane facility is complete. FY 2013 expenditures are programmed for a feasibility study to determine the scope and cost for the modernization of the Tilden Lane facility. In order for this modernization to be completed on schedule, county and state funding must be provided at the levels recommended in this CIP.

### Ashburton Elementary School

**Capital Project:** Restroom renovations are recommended for this school for completion in the 2015–2016 school year.

### Farmland Elementary School

**Capital Project:** A modernization project is scheduled for this school with a completion date of August 2011. An FY 2010 appropriation was approved for construction funds to begin the construction of the modernization. The school is currently located at the North Lake Holding Facility.

### Garrett Park Elementary School

**Capital Project:** A modernization project is scheduled for this school with a completion date of January 2012. An FY 2011 appropriation is recommended to begin the construction of the modernization. In order for this modernization to be completed on schedule, county and

state funding must be provided at the levels recommended in this CIP.

**Capital Project:** An FY 2011 appropriation is recommended for construction fund for a gymnasium that will be constructed as part of the modernization project. The scheduled completion date for this gymnasium is January 2012. In order for this gymnasium to be completed on schedule, county funding must be provided at the levels recommended in this CIP.

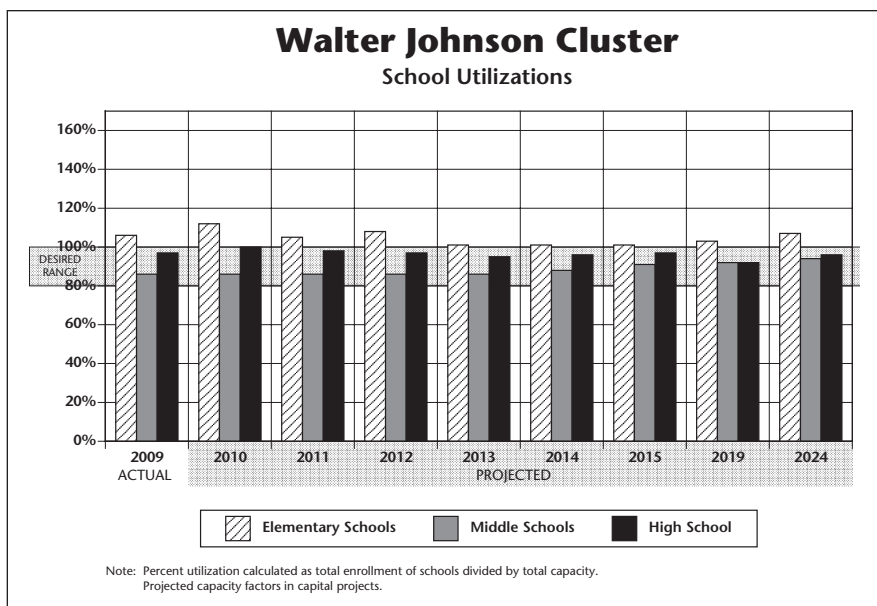
### Luxmanor Elementary School

**Capital Project:** A modernization project is scheduled for this school with a completion date of January 2018. FY 2013 expenditures are programmed for facility planning funds to conduct a feasibility study to determine the feasibility, scope, and cost of the modernization project. In order for this modernization to be completed on schedule, county and state funding must be provided at the levels recommended in this CIP.

### Wyngate Elementary School

**Capital Project:** Projections indicate enrollment at Wyngate Elementary School will exceed capacity by four classrooms or more by the end of the six-year period. An FY 2011 appropriation is recommended for planning funds to begin the architectural design for a classroom addition. The recommended completion date is August 2013. Relocatable classrooms will be utilized until additional capacity can be added. In order for this modernization to be completed on schedule, county and state funding must be provided at the levels recommended in this CIP.

**Capital Project:** Restroom renovations are recommended for this school for completion in the 2014–2015 school year.



**CAPITAL PROJECTS**

<b>School</b>	<b>Project</b>	<b>Project Status*</b>	<b>Date of Completion</b>
Walter Johnson HS	Final Phase modernization	Approved	Jan. 2010
	Site work	Approved	Aug. 2010
Tilden MS	Modernization	Programmed	Aug. 2017
Farmland ES	Modernization	Approved	Aug. 2011
Ashburton ES	Restroom renovations	Recommended	SY 2015–2016
Garrett Park ES	Modernization	Recommended	Jan. 2012
	Gymnasium	Recommended	Jan. 2012
Luxmanor ES	Modernization	Programmed	Jan. 2018
Wyngate ES	Classroom addition	Recommended	Aug. 2013
Wyngate ES	Restroom renovations	Recommended	SY 2014–2015

\*Approved—Project has an FY 2010 appropriation approved for the FY 2010 Capital Budget.

Recommended—Project has an FY 2011 appropriation recommended in the FY 2011–2016 CIP.

Programmed—Project has expenditures programmed in a future year of the CIP for planning and/or construction funds.

Proposed—Project has facility planning funds approved for the FY 2010 Capital Budget or recommended in the FY 2011–2016 CIP for a feasibility study.

WALTER JOHNSON CLUSTER

**Projected Enrollment and Space Availability**  
Effects of the Recommended FY2011–2016 CIP and Non-CIP Actions on Space Available

Schools		Actual 09-10	Projections							
			10-11	11-12	12-13	13-14	14-15	15-16	2019	2024
Walter Johnson HS	Program Capacity	2112	2112	2163	2203	2230	2230	2230	2230	2230
	<b>Enrollment</b>	<b>2057</b>	<b>2104</b>	<b>2123</b>	<b>2127</b>	<b>2127</b>	<b>2149</b>	<b>2173</b>	<b>2200</b>	<b>2300</b>
	Available Space	55	8	40	76	103	81	57	30	(70)
	Comments	Mod Complete Dec. 2009	Site Work Complete Aug. 2010	-3 SLC	-3 SLC	-2 SLC				
North Bethesda MS	Program Capacity	868	868	868	868	868	868	868	868	868
	<b>Enrollment</b>	<b>788</b>	<b>768</b>	<b>796</b>	<b>815</b>	<b>858</b>	<b>901</b>	<b>952</b>	<b>950</b>	<b>975</b>
	Available Space	80	100	72	53	10	(33)	(84)	(82)	(107)
	Comments									
Tilden MS	Program Capacity	984	984	984	984	984	984	984	984	984
	<b>Enrollment</b>	<b>743</b>	<b>743</b>	<b>740</b>	<b>724</b>	<b>730</b>	<b>754</b>	<b>808</b>	<b>825</b>	<b>850</b>
	Available Space	241	241	244	260	254	230	176	159	134
	Comments				Facility Planning For Mod.	Planning for Modernization	See text			
Ashburton ES	Program Capacity	659	659	659	659	659	659	659		
	<b>Enrollment</b>	<b>633</b>	<b>667</b>	<b>675</b>	<b>683</b>	<b>678</b>	<b>667</b>	<b>661</b>		
	Available Space	26	(8)	(16)	(24)	(19)	(8)	(2)		
	Comments									
Farmland ES	Program Capacity	616	616	728	728	728	728	728		
	<b>Enrollment</b>	<b>593</b>	<b>627</b>	<b>659</b>	<b>675</b>	<b>689</b>	<b>700</b>	<b>709</b>		
	Available Space	23	(11)	69	53	39	28	19		
	Comments	@ North Lake Facility	Mod. Complete Aug. 2011 +2 LFI							
Garrett Park ES	Program Capacity	478	478	662	662	662	662	662		
	<b>Enrollment</b>	<b>479</b>	<b>512</b>	<b>543</b>	<b>574</b>	<b>609</b>	<b>632</b>	<b>619</b>		
	Available Space	(1)	(34)	119	88	53	30	43		
	Comments		@ Grosvenor Facility	Mod. Complete Jan. 2012						
Kensington-Parkwood ES	Program Capacity	517	517	517	517	517	517	517		
	<b>Enrollment</b>	<b>588</b>	<b>621</b>	<b>620</b>	<b>614</b>	<b>626</b>	<b>610</b>	<b>604</b>		
	Available Space	(71)	(104)	(103)	(97)	(109)	(93)	(87)		
	Comments									
Luxmanor ES	Program Capacity	446	429	429	429	429	429	429		
	<b>Enrollment</b>	<b>395</b>	<b>416</b>	<b>430</b>	<b>439</b>	<b>448</b>	<b>454</b>	<b>456</b>		
	Available Space	51	13	(1)	(10)	(19)	(25)	(27)		
	Comments	Addition Complete	+1 preK LFI/SCB		Facility Planning For Mod.		Planning for Modernization			
Wyngate ES	Program Capacity	412	412	412	412	711	711	711		
	<b>Enrollment</b>	<b>634</b>	<b>640</b>	<b>650</b>	<b>679</b>	<b>683</b>	<b>678</b>	<b>679</b>		
	Available Space	(222)	(228)	(238)	(267)	28	33	32		
	Comments		Planning for Addition			Addition Opens				
Cluster Information	HS Utilization	97%	100%	98%	97%	95%	96%	97%	99%	103%
	HS Enrollment	2057	2104	2123	2127	2127	2149	2173	2200	2300
	MS Utilization	86%	86%	86%	86%	86%	88%	91%	92%	93%
	MS Enrollment	1531	1511	1536	1539	1588	1655	1760	1775	1825
	ES Utilization	106%	112%	105%	108%	101%	101%	101%	103%	105%
ES Enrollment	3322	3483	3577	3664	3733	3741	3728	3800	3900	



**Facility Characteristics of Schools 2009–2010**

Schools	Year Facility Opened	Year Reopened Mod.*	Total Square Footage	Site Size Acres	Adjacent Park	FACT Assess. Score	Child Care**	Relocatable Class.	LTL/SBHC***
Walter Johnson HS	1956	2009	365,138	30.9		1405			
North Bethesda MS	1955	1999	130,461	19.99					
Tilden MS	1967		135,150	29.8		1455			
Ashburton ES	1957	1993	81,438	8.3				6	
Farmland ES	1963		70,006	4.8	Yes	1417			
Garrett Park ES	1948		54,035	4.4	Yes	1388			
Kensington-Parkwood ES	1952	2005	77,136	9.9		1263			
Luxmanor ES	1966		61,694	6.5	Yes	1578		8	
Wyngate ES	1952	1997	58,654	9.5				8	

\*Schools with a date before 1986 underwent a renovation, not a full modernization of the facility. Schools that were reopened but not fully modernized or completely rebuilt, will be included in the assessments for future modernization based on the year the school was originally opened. See Appendix K for additional information.

\*\*Private child care is provided at the school during the school day.

\*\*\*LTL=Linkages to Learning. SBHC=School-based Health Center that includes Linkages to Learning.