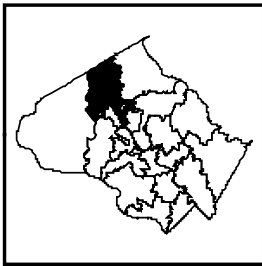







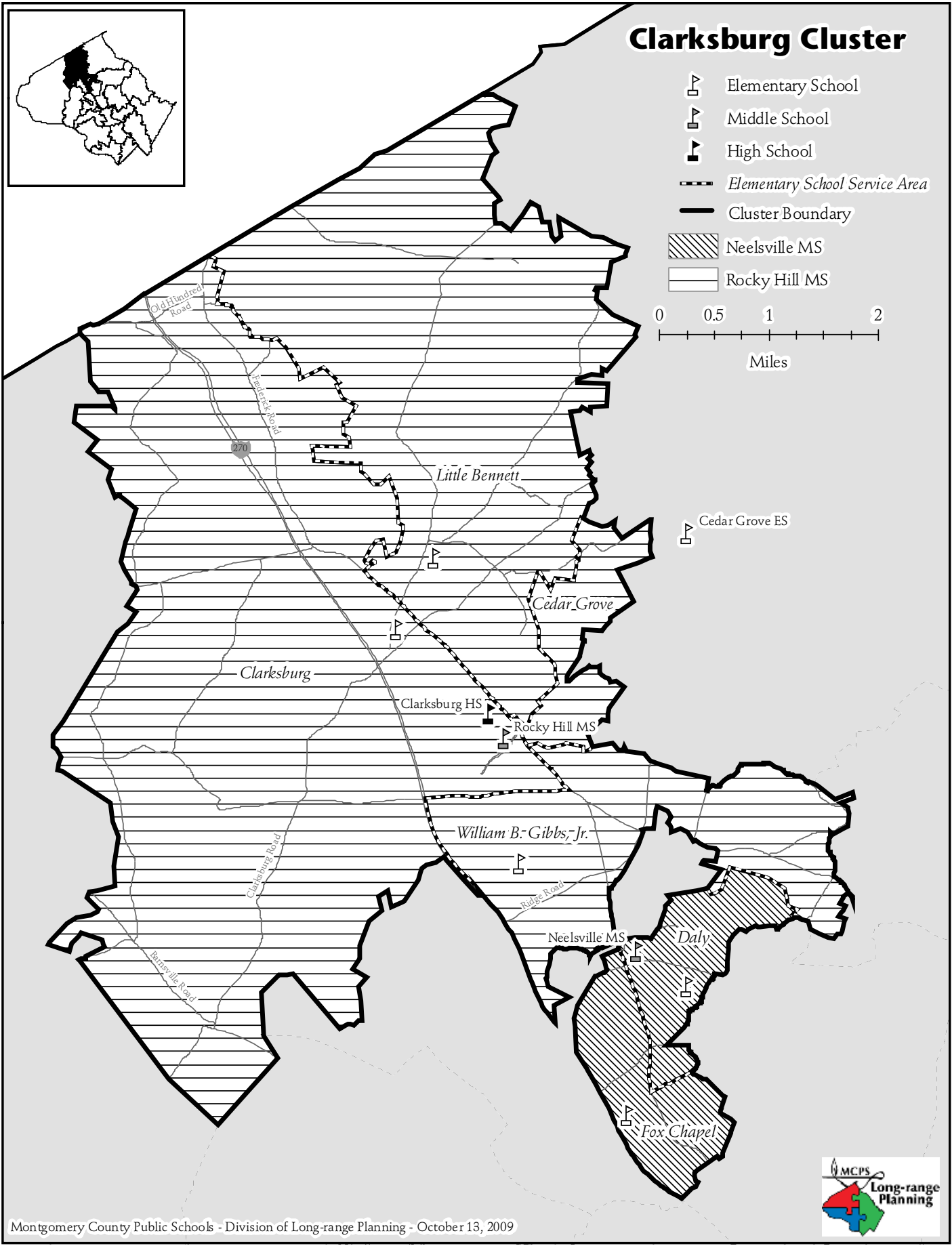


# Clarksburg Cluster



-  Elementary School
-  Middle School
-  High School
-  Elementary School Service Area
-  Cluster Boundary
-  Neelsville MS
-  Rocky Hill MS



Montgomery County Public Schools - Division of Long-range Planning - October 13, 2009



## CLUSTER PLANNING ISSUES

**Planning Issue:** The Clarksburg Master Plan provides for the development of a community of up to 15,000 housing units. A large number of housing units have been constructed. A new cluster of schools was formed in 2006–2007 school year with the opening of Clarksburg High School. Little Bennett Elementary School opened in August 2006 and William B. Gibbs, Jr. Elementary School opened in August 2009 to accommodate growing elementary school enrollment. A high school addition, an additional middle school and an additional elementary school will be needed in the future to accommodate enrollment growth.

## SCHOOLS

### Clarksburg High School

**Capital Project:** Projections indicate enrollment at Clarksburg High School will exceed capacity throughout the six-year period. FY 2012 expenditures for planning funds are recommended to begin the architectural design for a classroom addition. The recommended completion date for the addition is August 2014. Relocatable classrooms will be utilized until additional capacity can be added. In order for this project to be completed on schedule, county and state funding must be provided at the levels recommended in this CIP.

### Clarksburg/Damascus Middle School

**Capital Project:** Projections indicate that enrollment at Rocky Hill Middle School will exceed capacity throughout the six-year CIP period. FY 2013 expenditures are recommended for planning funds to begin the architectural design for a new middle school. The recommended completion date is August 2015. In order for this project to be completed on schedule, county and state funding must be provided at the levels recommended in this CIP.

### Rocky Hill Middle School

**Non-capital Solution:** Projections indicate that enrollment at Rocky Hill Middle School will exceed capacity throughout the six-year CIP period. To provide some relief until the recommended new middle school can open, a boundary study is recommended to explore the option of reassigning Rockwell Elementary School to Baker Middle School. The boundary study will include representatives from Rockwell Elementary School, John T. Baker, and Rocky Hill middle schools. Rockwell Elementary School articulates to Damascus High School. Reassigned and middle school students from

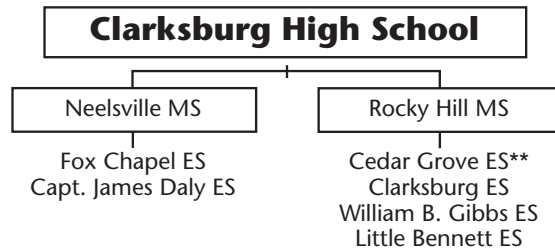
this school’s service area—from Rocky Hill Middle School to Baker Middle School—would provide straight articulation to these students. The boundary study will take place in the spring of 2010. The superintendent will make a recommendation in October 2010 for Board of Education action in November 2010.

**Capital Project:** FY 2013 expenditures are recommended for planning funds to begin the architectural design for a new school to relieve overutilization at Rocky Hill Middle School. The recommended completion date for Clarksburg/Damascus Middle School is August 2015. In order for this project to be completed on schedule, county and state funding must be provided at the levels recommended in this CIP.

### Cedar Grove Elementary School

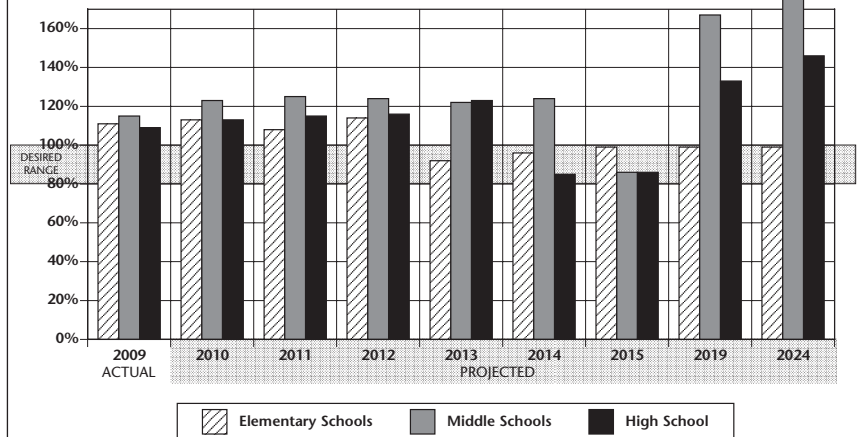
**Utilization:** Enrollment at Cedar Grove Elementary School is projected to exceed capacity at the end of the six-year CIP period. Relocatable classrooms will be utilized until Clarksburg

### Clarksburg Cluster Articulation\*



- \* "Cluster" is defined as the collection of elementary schools that articulate to the same high school.
- \* South Lake Elementary School and a portion of Stedwick Elementary School also articulate to Neelsville Middle School but thereafter to Watkins Mill High School.
- \* Rockwell Elementary School also articulates to Rocky Hill Middle School, but thereafter to Damascus High School.
- \*\* A portion of Cedar Grove Elementary School also articulates to Damascus High School.

### Clarksburg Cluster School Utilizations



Note: Percent utilization calculated as total enrollment of schools divided by total capacity. Projected capacity factors in capital projects.

## CLARKSBURG CLUSTER

Cluster Elementary School (Clarksburg Village Site #1) opens in August 2013.

**Capital Project:** Restroom renovations are recommended for this school for completion in the 2013–2014 school year.

**Capital Project:** Projections indicate that enrollment at the elementary school level in the Clarksburg Cluster will continue to increase throughout the six-year period requiring another elementary school in the Clarksburg Cluster. An FY 2011 appropriation is recommended for planning to begin the architectural design for the new Clarksburg Cluster Elementary School (Clarksburg Village Site #1). The recommended completion date for this school is August 2013. In order for this project to be completed on schedule, county funding must be provided at the levels recommended in this CIP.

### Clarksburg Elementary School

**Utilization:** Enrollment at Clarksburg Elementary School is projected to exceed capacity at the end of the six-year CIP period. Relocatable classrooms will be utilized until Clarksburg Cluster Elementary School (Clarksburg Village Site #1) opens in August 2013.

**Capital Project:** Projections indicate that enrollment at the elementary school level in the Clarksburg Cluster will continue to increase throughout the six-year period requiring another elementary school in the Clarksburg Cluster. An FY 2011 appropriation is recommended for planning to begin the architectural design for the new Clarksburg Cluster Elementary School (Clarksburg Village Site #1). The recommended completion date for this school is August 2013. In order for this project to be completed on schedule, county funding must be provided at the levels recommended in this CIP.

### Clarksburg Cluster Elementary School (Clarksburg Village Site #1)

**Capital Project:** Projections indicate that enrollment at the elementary school level in the Clarksburg Cluster will continue to increase throughout the six-year period requiring another elementary school in the Clarksburg Cluster. An FY 2011 appropriation is recommended for planning to begin the architectural design for the new school. The recommended completion date for this school is August 2013. In order for this project to be completed on schedule, county funding must be provided at the levels recommended in this CIP.

### Fox Chapel Elementary School

**Utilization:** Projections indicate enrollment at Fox Chapel Elementary School will exceed its current capacity by four classrooms or more throughout the six-year period. Relocatable classrooms will be utilized until additional capacity can be added.

**Capital Project:** An FY 2010 appropriation was approved for construction funds to begin construction of the classroom

addition. The completion date for the addition is scheduled for August 2011.

### Little Bennett Elementary School

**Utilization:** Enrollment at Little Bennett Elementary School currently exceeds capacity and is projected to grow throughout the six-year CIP period. Relocatable classrooms will be utilized until Clarksburg Cluster Elementary School (Clarksburg Village Site #1) opens in August 2013.

**Capital Project:** Projections indicate that enrollment at the elementary school level in the Clarksburg Cluster will continue to increase throughout the six-year period requiring another elementary school in the Clarksburg Cluster. An FY 2011 appropriation is recommended for planning to begin the architectural design for the new Clarksburg Cluster Elementary School (Clarksburg Village Site #1). The recommended completion date for this school is August 2013. In order for this project to be completed on schedule, county funding must be provided at the levels recommended in this CIP.

## CAPITAL PROJECTS

| School   | Project              | Project Status | Date of Completion |
|--|----------------------|----------------|--------------------|
| Clarksburg HS                                      | Classroom addition   | Recommended    | Aug. 2014          |
| Clarksburg/Damascus MS                             | New school           | Recommended    | Aug. 2015          |
| Cedar Grove ES                                     | Restroom renovations | Recommended    | SY 2013–2014       |
| Clarksburg Cluster ES (Clarksburg Village Site #1) | New school           | Recommended    | Aug. 2013          |
| Fox Chapel ES                                      | Classroom addition   | Approved       | Aug. 2011          |

\*Approved—Project has an FY 2010 appropriation approved for the FY 2010 Capital Budget.

Recommended—Project has an FY 2011 appropriation recommended in the FY 2011–2016 CIP.

Programmed—Project has expenditures programmed in a future year of the CIP for planning and/or construction funds.

Proposed—Project has facility planning funds approved for the FY 2010 Capital Budget or recommended in the FY 2011–2016 CIP for a feasibility study.

CLARKSBURG CLUSTER

**Projected Enrollment and Space Availability**  
Effects of the Recommended FY2011–2016 CIP and Non-CIP Actions on Space Available

| Schools   |                  | Actual         | Projections             |                       |                         |       |                   |       |       |       |
|---|------------------|----------------|-------------------------|-----------------------|-------------------------|-------|-------------------|-------|-------|-------|
|   |                  |                | 09–10                   | 10–11                 | 11–12                   | 12–13 | 13–14             | 14–15 | 15–16 | 2019  |
| Clarksburg HS   | Program Capacity | 1566           | 1566                    | 1566                  | 1566                    | 1566  | 1566              | 1971  | 1971  | 1971  |
|   | Enrollment       | 1710           | 1764                    | 1807                  | 1816                    | 1921  | 1958              | 1979  | 2100  | 2300  |
|   | Available Space  | (144)          | (198)                   | (241)                 | (250)                   | (355) | 13                | (8)   | (129) | (329) |
|   | Comments         |                |                         | Planning for Addition |                         |       | Addition Complete |       |       |       |
| Clarksburg/Damascus MS                                | Program Capacity |                |                         |                       |                         |       |                   | 988   |       |       |
|   | Enrollment       |                |                         |                       |                         |       |                   | 0     |       |       |
|   | Available Space  |                |                         |                       |                         |       |                   | 988   |       |       |
|   | Comments         |                |                         |                       | Planning for New School |       |                   | Opens |       |       |
| Neelsville MS   | Program Capacity | 842            | 842                     | 842                   | 842                     | 842   | 842               | 842   | 842   | 842   |
|   | Enrollment       | 889            | 906                     | 907                   | 884                     | 899   | 931               | 977   | 1000  | 1025  |
|   | Available Space  | (48)           | (65)                    | (66)                  | (43)                    | (58)  | (90)              | (136) | (158) | (183) |
|   | Comments         |                |                         |                       |                         |       |                   |       |       |       |
| Rocky Hill MS   | Program Capacity | 939            | 939                     | 939                   | 939                     | 939   | 939               | 939   | 939   | 939   |
|   | Enrollment       | 1156           | 1279                    | 1313                  | 1330                    | 1271  | 1283              | 1411  | 1600  | 1900  |
|   | Available Space  | (217)          | (340)                   | (374)                 | (391)                   | (332) | (344)             | (472) | (661) | (961) |
|   | Comments         | Boundary Study |                         |                       |                         |       |                   |       |       |       |
| Cedar Grove ES  | Program Capacity | 433            | 433                     | 433                   | 433                     | 433   | 433               | 433   |       |       |
|   | Enrollment       | 342            | 352                     | 414                   | 454                     | 499   | 543               | 561   |       |       |
|   | Available Space  | 91             | 81                      | 19                    | (21)                    | (66)  | (110)             | (128) |       |       |
|   | Comments         |                |                         |                       |                         |       |                   |       |       |       |
| Clarksburg ES   | Program Capacity | 336            | 336                     | 336                   | 336                     | 336   | 336               | 336   |       |       |
|   | Enrollment       | 263            | 276                     | 296                   | 321                     | 367   | 421               | 468   |       |       |
|   | Available Space  | 73             | 60                      | 40                    | 15                      | (31)  | (85)              | (132) |       |       |
|   | Comments         |                |                         |                       |                         |       |                   |       |       |       |
| Clarksburg Cluster ES<br>(Clarksburg Village Site #1) | Program Capacity |                |                         |                       |                         | 740   | 740               | 740   |       |       |
|   | Enrollment       |                |                         |                       |                         | 0     | 0                 | 0     |       |       |
|   | Available Space  |                |                         |                       |                         | 740   | 740               | 740   |       |       |
|   | Comments         |                | Planning for New School |                       |                         | Opens |                   |       |       |       |
| Capt. James E. Daly ES                                | Program Capacity | 508            | 508                     | 508                   | 508                     | 508   | 508               | 508   |       |       |
|   | Enrollment       | 592            | 588                     | 608                   | 612                     | 612   | 614               | 611   |       |       |
|   | Available Space  | (84)           | (80)                    | (100)                 | (104)                   | (104) | (106)             | (103) |       |       |
|   | Comments         |                |                         |                       |                         |       |                   |       |       |       |
| Fox Chapel ES   | Program Capacity | 363            | 363                     | 601                   | 601                     | 601   | 601               | 601   |       |       |
|   | Enrollment       | 588            | 590                     | 590                   | 600                     | 594   | 592               | 592   |       |       |
|   | Available Space  | (225)          | (227)                   | 11                    | 1                       | 7     | 9                 | 9     |       |       |
|   | Comments         |                |                         | Addition Complete     |                         |       |                   |       |       |       |
| William B. Gibbs Jr. ES                               | Program Capacity | 747            | 747                     | 747                   | 747                     | 747   | 747               | 747   |       |       |
|   | Enrollment       | 557            | 606                     | 619                   | 639                     | 671   | 680               | 684   |       |       |
|   | Available Space  | 190            | 141                     | 128                   | 108                     | 76    | 67                | 63    |       |       |
|   | Comments         | Opens          |                         |                       |                         |       |                   |       |       |       |
| Little Bennett ES                                     | Program Capacity | 684            | 684                     | 684                   | 684                     | 684   | 684               | 684   |       |       |
|   | Enrollment       | 790            | 830                     | 850                   | 922                     | 963   | 1008              | 1024  |       |       |
|   | Available Space  | (106)          | (146)                   | (166)                 | (238)                   | (279) | (324)             | (340) |       |       |
|   | Comments         |                |                         |                       |                         |       |                   |       |       |       |
| Cluster Information                                   | HS Utilization   | 109%           | 113%                    | 115%                  | 116%                    | 123%  | 99%               | 100%  | 107%  | 117%  |
|   | HS Enrollment    | 1710           | 1764                    | 1807                  | 1816                    | 1921  | 1958              | 1979  | 2100  | 2300  |
|   | MS Utilization   | 115%           | 123%                    | 125%                  | 124%                    | 122%  | 124%              | 86%   | 146%  | 164%  |
|   | MS Enrollment    | 2045           | 2185                    | 2220                  | 2214                    | 2170  | 2214              | 2388  | 2600  | 2925  |
|   | ES Utilization   | 111%           | 113%                    | 108%                  | 114%                    | 92%   | 96%               | 99%   | 99%   | 99%   |
| ES Enrollment   | 2575             | 2636           | 2758                    | 2909                  | 3035                    | 3178  | 3256              | 4400  | 4900  |       |



CLARKSBURG CLUSTER

Facility Characteristics of Schools 2009–2010

| Schools                 | Year Facility Opened | Year Reopened Mod.* | Total Square Footage | Site Size Acres | Adjacent Park | FACT Assess. Score | Child Care** | Reloc-atable Class. | LTL/SBHC*** |
|-------------------------|----------------------|---------------------|----------------------|-----------------|---------------|--------------------|--------------|---------------------|-------------|
| Clarksburg HS           | 1995                 | 2006                | 309,216              | 62.7            |               |                    |              | 4                   |             |
| Neelsville MS           | 1981                 |                     | 131,432              | 29.2            |               | TBD                |              |                     |             |
| Rocky Hill MS           | 2004                 |                     | 148,065              | 23.3            |               |                    |              | 8                   |             |
| Cedar Grove ES          | 1960                 | 1987                | 57,037               | 10.1            |               |                    |              | 6                   |             |
| Clarksburg ES           | 1952                 | 1993                | 54,983               | 10              |               |                    |              | 6                   |             |
| Captain James Daly ES   | 1989                 |                     | 78,210               | 10              | Yes           |                    | Yes          | 4                   |             |
| Fox Chapel ES           | 1974                 |                     | 56,518               | 10.3            | Yes           | TBD                |              | 9                   | Yes         |
| William B. Gibbs Jr. ES | 2009                 |                     | 88,042               | 10.8            | Yes           |                    | Yes          | 6                   |             |
| Little Bennett ES       | 2006                 |                     | 82,511               | 4.8             | Yes           |                    |              | 6                   |             |

\*Schools with a date before 1986 underwent a renovation, not a full modernization of the facility. Schools that were reopened but not fully modernized or completely rebuilt, will be included in the assessments for future modernization based on the year the school was originally opened. See Appendix K for additional information.

\*\*Private child care is provided at the school during the school day.

\*\*\*LTL=Linkages to Learning. SBHC=School-based Health Center that includes Linkages to Learning.