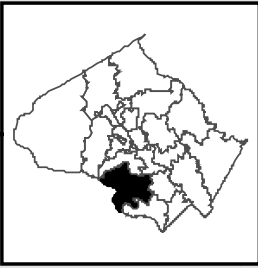







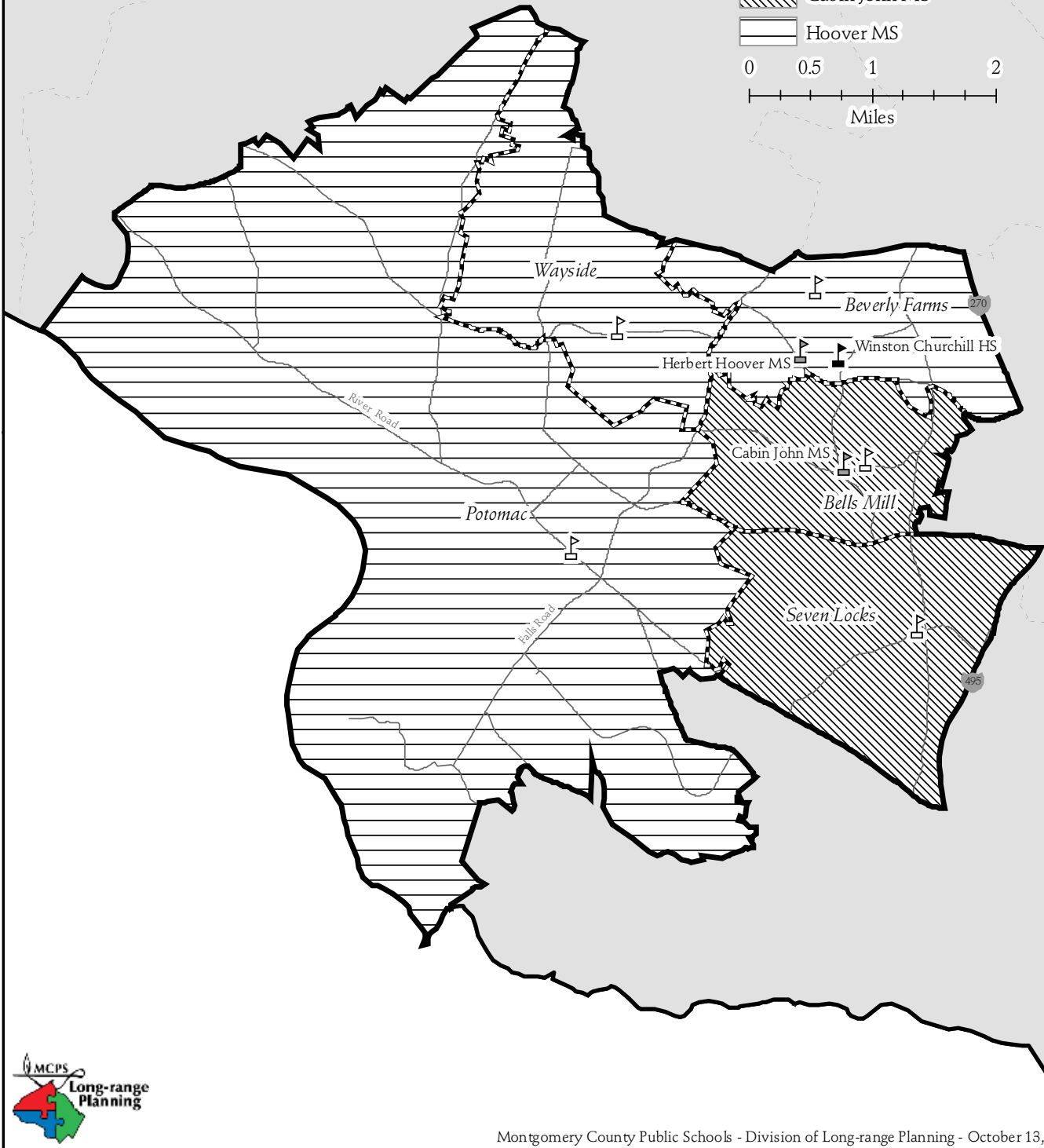


Winston Churchill Cluster



-  Elementary School
-  Middle School
-  High School
-  Elementary School Service Area
-  Cluster Boundary
-  Cabin John MS
-  Hoover MS



SCHOOLS

Cabin John Middle School

Capital Project: A modernization project for this school is scheduled for completion in August 2011. An FY 2010 appropriation was approved for the balance of construction funds to complete the modernization.

Herbert Hoover Middle School

Capital Project: A modernization project for this school is scheduled for completion in August 2013. An FY 2010 appropriation for planning funds is approved to begin the architectural design of the modernization. In order for this modernization to be completed on schedule, county and state funding must be provided at the levels recommended in this CIP.

Beverly Farms Elementary School

Capital Project: A modernization project was scheduled for this school with a completion date of August 2013. Originally the school was scheduled to move to the Radnor Holding Facility that is located in the Bradley Hills Elementary School service area in January 2012. An addition project is recommended for Bradley Hills Elementary School. Because of the scope of the project at Bradley Hills Elementary School, the school needs to move to a holding facility. In order to accommodate Bradley Hills Elementary School at the Radnor Holding Facility, the modernization for Beverly Farms Elementary School will be completed six months earlier, in January 2013. During construction, Beverly Farms Elementary School will be housed at the North Lake Holding Facility, which is closer to the school than the Radnor Holding Facility. An FY 2011 appropriation is recommended for planning to begin the architectural design of the modernization. In order for this modernization to be completed on schedule, county and state funding must be provided at the levels recommended in this CIP.

Potomac Elementary School

Utilization: Enrollment at Potomac Elementary School currently exceeds capacity and is projected to exceed capacity throughout the six-year CIP period. Capacity will be added at Seven Locks Elementary School when it is modernized and opens in January 2012 and will accommodate adopted student reassignments from Potomac Elementary School that begin in August 2010 when Seven Locks Elementary School moves into the Radnor Holding Facility.

Capital Project: A modernization project is scheduled for this school with a completion date of January 2018. FY 2013 expenditures are programmed for facility planning to conduct a feasibility study to determine the feasibility, scope, and cost of the modernization project. In order for this modernization to be completed on schedule, county and state funding must be provided at the levels recommended in this CIP.

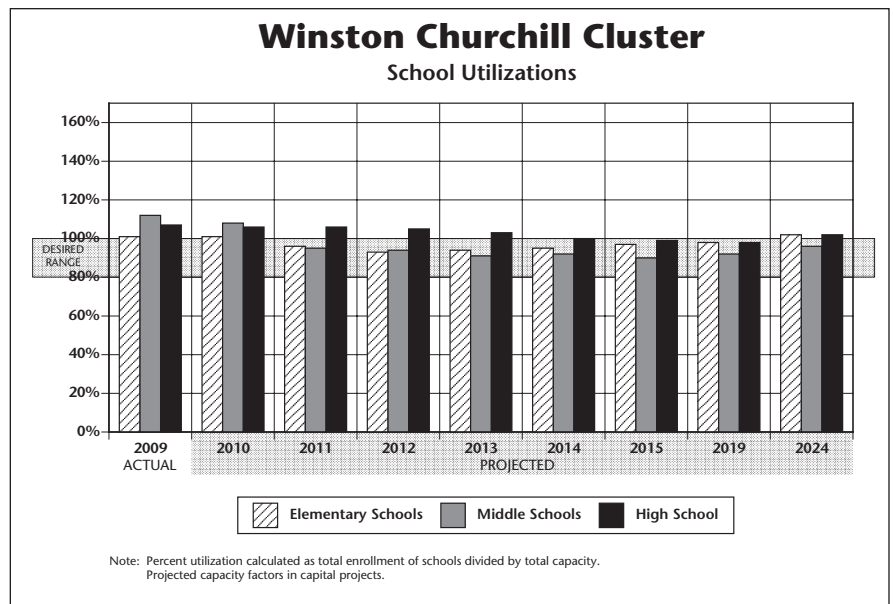
Seven Locks Elementary School

Capital Project: A modernization project is scheduled for this school with a completion date of January 2012. An FY 2011 appropriation is recommended to begin the construction of the modernization. The students will be housed in the Radnor Holding Facility during construction. In order for this modernization to be completed on schedule, county and state funding must be provided at the levels recommended in this CIP.

Capital Project: An FY 2011 appropriation is recommended for construction of a gymnasium that will be constructed as part of the modernization project. The scheduled completion date for this gymnasium is January 2012. In order for this project to be completed on schedule, county funding must be provided at the levels recommended in this CIP.

Wayside Elementary School

Capital Project: A modernization project is scheduled for this school with a completion date of August 2016. FY 2012 expenditures are programmed for facility planning to determine the scope and cost for the modernization. In order for this project to be completed on schedule, county and state funding must be provided at the levels recommended in this CIP.



CAPITAL PROJECTS

School	Project	Project Status	Date of Completion
Cabin John MS	Modernization	Approved	Aug. 2011
Hoover MS	Modernization	Recommended	Aug. 2013
Beverly Farms ES	Modernization	Recommended	Jan. 2013
Potomac ES	Modernization	Programmed	Jan. 2018
Seven Locks ES	Modernization	Recommended	Jan. 2012
	Gymnasium	Recommended	Jan. 2012
Wayside ES	Modernization	Programmed	Aug. 2016

*Approved—Project has an FY 2010 appropriation approved for the FY 2010 Capital Budget.

Recommended—Project has an FY 2011 appropriation recommended in the FY 2011–2016 CIP.

Programmed—Project has expenditures programmed in a future year of the CIP for planning and/or construction funds.

Proposed—Project has facility planning funds approved for the FY 2010 Capital Budget or recommended in the FY 2011–2016 CIP for a feasibility study.

WINSTON CHURCHILL CLUSTER

Projected Enrollment and Space Availability

Effects of the Recommended FY2011–2016 CIP and Non-CIP Actions on Space Available

Schools			Actual	Projections							
			09–10	10–11	11–12	12–13	13–14	14–15	15–16	2019	2024
Winston Churchill HS		Program Capacity	1945	1928	1928	1928	1928	1928	1928	1928	1928
		Enrollment	2088	2052	2037	2028	1991	1929	1907	1950	2000
		Available Space	(143)	(124)	(109)	(100)	(63)	(1)	21	(22)	(72)
		Comments		+1 Aut							
Cabin John MS		Program Capacity	828	812	1051	1051	1051	1051	1051	1051	1051
		Enrollment	939	882	883	873	914	988	983	1000	1025
		Available Space	(111)	(70)	168	178	137	63	68	51	26
		Comments		@ Tilden Facility +1 AUT	Mod. Complete Aug. 2011						
Herbert Hoover MS		Program Capacity	914	914	914	914	1084	1084	1084	1084	1084
		Enrollment	1011	990	992	973	1027	981	941	950	975
		Available Space	(97)	(76)	(78)	(59)	57	103	143	134	109
		Comments		+Chinese Immersion	@ Tilden Facility		Mod. Complete Aug. 2013				
Bells Mill ES		Program Capacity	609	609	609	609	609	609	609		
		Enrollment	521	540	546	556	578	577	577		
		Available Space	88	69	63	53	31	32	32		
		Comments		Mod. Complete Aug. 2009							
Beverly Farms ES		Program Capacity	528	528	528	640	640	640	640		
		Enrollment	578	571	577	583	589	589	590		
		Available Space	(50)	(43)	(49)	57	51	51	50		
		Comments		Planning for Modernization	@ Northlake Facility Mod. Complete Jan. 2013						
Potomac ES		Program Capacity	410	410	410	410	410	410	410		
		Enrollment	579	484	454	450	452	456	468		
		Available Space	(169)	(74)	(44)	(40)	(42)	(46)	(58)		
		Comments		Boundary Change		Facility Planning For Mod.		Planning for Modernization			
Seven Locks ES		Program Capacity	251	251	410	410	410	410	410		
		Enrollment	257	324	349	362	366	369	384		
		Available Space	(6)	(73)	61	48	44	41	26		
		Comments		@ Radnor Facility Boundary Change	Mod. Comp. Jan. 2012						
Wayside ES		Program Capacity	676	659	659	659	659	659	659		
		Enrollment	568	573	594	574	583	605	617		
		Available Space	108	86	65	85	76	54	42		
		Comments		+1 preK LFI/SCB	Facility Planning For Mod.	Planning for Modernization	Move to Radnor Jan. 2015	@ Radnor Facility			
Cluster Information		HS Utilization	107%	106%	106%	105%	103%	100%	99%	101%	104%
		HS Enrollment	2088	2052	2037	2028	1991	1929	1907	1950	2000
		MS Utilization	112%	108%	95%	94%	91%	92%	90%	91%	94%
		MS Enrollment	1950	1872	1875	1846	1941	1969	1924	1950	2000
		ES Utilization	101%	101%	96%	93%	94%	95%	97%	99%	103%
	ES Enrollment	2503	2492	2520	2525	2568	2596	2636	2700	2800	

WINSTON CHURCHILL CLUSTER

Facility Characteristics of Schools 2009–2010

Schools	Year Facility Opened	Year Reopened Mod.*	Total Square Footage	Site Size Acres	Adjacent Park	FACT Assess. Score	Child Care**	Reloc-atable Class.	LTL/SBHC***
Winston Churchill HS	1964	2001	322,078	30.3					
Cabin John MS	1967		120,788	18.2		1422		2	
Herbert Hoover MS	1966		135,342	19.1		1427		5	
Bells Mill ES	1968	2009	77,244	9.6		1319	Yes		
Beverly Farms ES	1965		58,397	5	Yes	1427		2	
Potomac ES	1949	1976	57,713	9.6		1550		7	
Seven Locks ES	1964		29,190	9.9		1344		2	
Wayside ES	1969		57,749	9.3		1502			

*Schools with a date before 1986 underwent a renovation, not a full modernization of the facility. Schools that were reopened but not fully modernized or completely rebuilt, will be included in the assessments for future modernization based on the year the school was originally opened. See Appendix K for additional information.

**Private child care is provided at the school during the school day.

***LTL=Linkages to Learning. SBHC=School-based Health Center that includes Linkages to Learning.