

# AT Quick Guide

## Registering for an Animoto Account

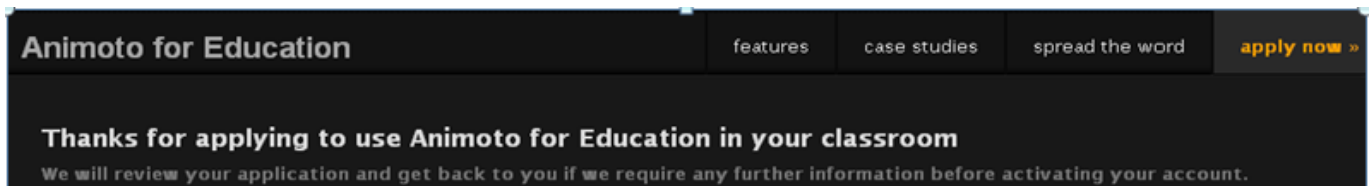
Animoto is a web-based tool that allows you to combine graphics, photos and video clips to introduce new topics, create activators, and “bring your lessons to life.” Animoto is free, or you can upgrade for a fee to receive more features. This quickguide tells you how to register for a free account.

Go to the website: <http://animoto.com/education> to apply for a free 6 month educator account.

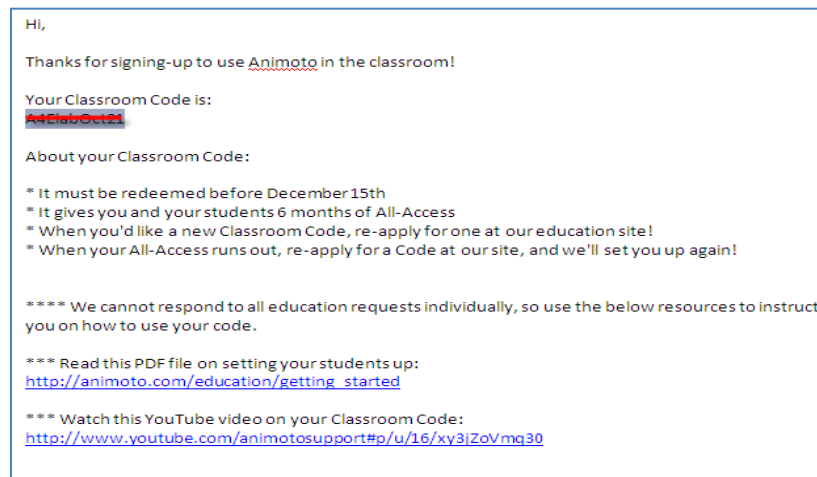


1. Complete the application(s) and click on “Submit Application”.

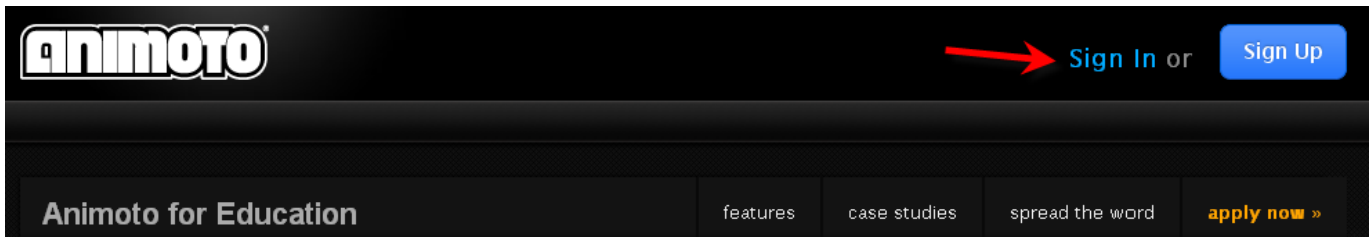
You will see a message indicating that Animoto will get back to you regarding your account.



2. You will receive an invitation by email with your classroom giving you your “Classroom Code.”



3. Once you have your e-mail notice and classroom code, log in to the website:  
<http://animoto.com/education> and “Sign In”



4. To create your educator account complete all fields including your e-mail address, preferred password, first and last names and DOB.

Click on “Do you have a promo/referral code?” Enter your classroom code by pasting or typing into the dropdown box.

5. Select “Sign Up”.