



Parent T.I.P.S.

Finding internet-based
materials to support school
assignments

HIAT Team


[This presentation will provide
you with...]

- Links to internet-based resources
- Websites that support student projects and reports
- Instruction on how to use Autosummarize in MS Word
- Instruction on how to digitally create note cards
- How to more easily write citations

Students often struggle with projects and reports

They struggle to:

- Get organized
- Select topics
- Locate information
- Read the information they find
- Summarize information they have read
- Cite sources

A decorative graphic consisting of a thin yellow circle. A thick black left square bracket is positioned on the left side of the circle, and a thick yellow right square bracket is on the right side. A horizontal bar with a gradient from olive green to white is overlaid across the middle of the circle.

Getting organized

For upper grades:

Assignment calculator

<http://www.lib.umn.edu/help/calculator/>

US MS Word tables to create customized assignment forms

Assignment Log: Period _____

Assignment	Date due	Check if completed or explain why incomplete	Turned in
Things I need to do this assignment:			
Things I need to do this assignment:			
Things I need to do this assignment:			
Things I need to do this assignment:			

Websites to help students select a research topic or project

4 2 explore - For lower grades

<http://42explore.com>

Thinktank – for middle grades


<http://thinktank.4teachers.org>

emints resources

<http://www.emints.org/ethemes/index.shtml>

Noodletools - for upper grades

<http://www.noodletools.com/noodlequest>



Locating information

Using educational search engines

A decorative graphic consisting of a thin yellow circle. A thick black bracket is on the left side, and a thick yellow bracket is on the right side. A horizontal bar with a light olive green gradient is positioned across the middle of the circle, containing the text.

Finding e-text using search engines to support the curriculum

TekMom

<http://www.tekmom.com/search/index.html>



Finding e-text using search engines to support the curriculum

Clusty

<http://clusty.com/>



inaugurations

Search

[advanced preferences](#)

clusters sources sites

All Results (247)

remix

+ University (46)

+ History (26)

+ Photographs (23)

+ USA Presidential (20)

+ Inaugural Address (18)

+ Obama (13)

+ Government (16)

+ Inauguration Day (12)

+ Library, Congress (12)

+ Definition (10)

[more](#) | [all clusters](#)

find in clusters:

Top 245 results of at least 70,502 retrieved for the query **inaugurations** ([definition](#)) ([details](#))

Sponsored Results

[Inauguration](#) - Save on airfare to DC when you book for President Obama's **inauguration** ! - www.Cheapflights.com/Inauguration

[Inaugurations at Amazon](#) - Millions of titles, new & used. Qualified orders over \$25 ship free - Amazon.com/books

Search Results

1. ["I Do Solemnly Swear...": Presidential Inaugurations](#)   

I Do Solemnly Swear . . .": Presidential **Inaugurations** is a collection of approximately 400 items or 2,000 digital files relating to **inaugurations** from George Washington's in 1789 ...

memory.loc.gov/ammem/pihtml/pihome.html - [cache] - Live, Gigablast, Ask

2. [Joint Congressional Committee on Inaugural Ceremonies](#)   

Plans and executes all Capitol activities for the 55th **Inauguration** of the President of the United States on January 20, 2005, includ the swearing-in ceremony. Receives requests ...

inaugural.senate.gov - [cache] - Live, Open Directory, Ask

3. [Inauguration - Wikipedia, the free encyclopedia](#)   

An **inauguration** is a ceremony of formal investiture whereby an individual assumes an office or position of authority or power. The

FOR STUDENTS > HOMEWORK RESOURCES

Homework Resources: Get help now!

HSA PREP ONLINE
 Practice Questions



Learn Algebra with **THE MATH DUDE!**
 TV · ONLINE · IPOD



LINKS FOR STUDENTS

▶ **Most Requested**

- > Calendars
- > Menus
- > Menus en español
- > **Emergency Closings**
- > Contact Information

▶ **Schools**

- > School-odex
- > School Web Sites
- > System of Shared Accountability
- > School Survey Results
- > Green Schools Focus
- > Extended Hours Program

▶ **Curriculum**

- > Course Bulletin (9-12)
- > Student Online Learning
- > Student Service Learning
- > Standardized Tests

▶ **Student Life**

- > Student Board Member
- > Student Government
- > Student Rights and Responsibilities
- > School Safety
- > Athletic Events
- > Theater Schedule

MCPS Resources	Subscription Services	Other Resources
<p>Homework Board Assignments</p> <p>Homework Hotline Call-in cable TV show</p> <p>Internet Safety</p> <p>Digital Vertical File Clip art, photos, graph paper, more</p> <p>Pictures from Communities Around the World Ghana, Japan, Mexico</p>	<p>All services are available for home use. Ask your school media specialist for user name and password.</p> <p>All Schools/All Grades</p> <p>Annals of American History</p> <p>Encyclopædia Britannica Online School Edition</p> <p>Culture Grams</p> <p>Enciclopedia Universal en Español</p> <p>netTrekker (Search Engine)</p> <p>NoodleTools</p> <p>SIRS Discoverer</p> <p>SIRS Knowledge Source</p> <p>TeachingBooks.net (Literature Resource)</p> <p>Webster's New International Dictionary</p> <p>World Book Online</p> <p>World Data Analyst</p> <p>Elementary Schools Computers Only</p> <p>Facts for Learning</p> <p>Elementary and Middle Schools Computers</p> <p>NewsBank: KidsPage</p> <p>Middle Schools Computers Only</p> <p>America's Historical Newspapers</p> <p>Student Resource Center Junior</p> <p>Middle and High Schools Computers</p> <p>Issues & Controversies</p>	<p>Montgomery County Public Libraries Kidsite Teensite</p> <p>Maryland State Government</p> <p>Sailor Sailor Kids Maryland's Online Public Information Network</p> <p>U.S. Government FirstGov for Kids List of government kids' sites by subject.</p> <p>Newspapers</p> <p>Baltimore Sun</p> <p>Gazette Newspapers</p> <p>Sentinel Newspapers</p> <p>Washington Examiner</p> <p>Washington Post</p> <p>Washington Times</p>

MCPS Parents Tab

> Homework Resources

Ask your school media specialist for user name and passwords



[Home Page](#) [Back](#) [Dictionary](#) [Thesaurus](#) [Help](#) | [Tips](#) | [Cite](#)

Type in Key word(s) and click Search button below.

Search For in

in

in

Use AND, OR, and NOT to refine your search. [More tips.](#)

Return articles by: Relevance Date Lexile ▲ Lexile ▼

Reading level: Easy Moderate Challenging

Also search in: World Almanac Encyclopedia

Limit results to articles in lexile range: to

Search

[Home Page](#) | [Current Events](#) | [Spotlight of the Month](#) | [World Almanac](#) | [Encyclopedia](#)
[Dictionary](#) | [Thesaurus](#) | [Help](#) | [Tips](#) | [Cite](#) | [Workbooks](#) | [Tutorial](#) | [Research Topics](#)

[Educator's Resources](#) | [Privacy](#) | [Accessibility](#) | [License](#) | [Contact](#)

Copyright © 2006 ProQuest Information
and Learning Company. All rights reserved.

From:  ProQuest
COMPANY

Search by key word

The screenshot shows the Thinkfinity website interface. At the top left is the Thinkfinity logo with the tagline "brought to you by the Verizon Foundation". To the right of the logo are the phrases "FREE educational resources for everyone", "myThinkfinity", and the Verizon logo. Below this is a navigation bar with links: "The Verizon Foundation", "About Thinkfinity", "Literacy Network", "Contact Us", and "Free Thinkfinity Training".

The main content area is divided into three sections:

- Left Section:** A yellow rounded rectangle with the text "new to Thinkfinity?" and "Learn more about our FREE tools and educational resources." Below this is a green button labeled "New User? >".
- Middle Section:** A white rounded rectangle with a "FEATURES" tab bar (1-5). The main text reads "Cast Your Vote in YLI's Mock Election" and describes a 2008 mock election. To the right is the YLI logo (Youth Leadership Initiative Center for Politics) with the website URL www.youthleadership.net. A "read" link is at the bottom.
- Right Section:** A yellow rounded rectangle with the heading "search for lesson plans, interactives & more...". It contains a search form with the following fields:
 - "Enter Keyword:" with a search icon and a blue arrow pointing to the input field.
 - "Subject:" with a dropdown menu set to "Search All".
 - "Grade:" with a dropdown menu set to "All".
 - "Resource Type:" with a dropdown menu set to "Search All".
 - "Content Partners:" with a dropdown menu set to "Search All".
 - A green "go>" button.
 - Below the form, it says "Browse: [Subject](#) | [Keyword](#)".

At the bottom of the page is a green navigation bar with four buttons: "educator", "student", "parent", and "afterschool".

<http://thinkfinity.org/>

Search MarcoPolo

Find Quality Internet Content for Your Classroom!

Basic Search

[Advanced Search](#)

[Browse Subjects](#)

[Browse Keywords](#)

The MarcoPolo Search Engine provides access to all of the educational resources created by the MarcoPolo Partners plus Partner reviewed materials. See the [FAQs](#) for more information.

Search for:

using

[Boolean Phrase Help](#)

Limit Subjects to:

<input type="checkbox"/> All	<input type="checkbox"/> Arts	<input type="checkbox"/> Economics	<input type="checkbox"/> Foreign Language
	<input type="checkbox"/> Geography	<input checked="" type="checkbox"/> Language Arts	<input type="checkbox"/> Mathematics
	<input type="checkbox"/> Philosophy & Religion	<input type="checkbox"/> Science	<input type="checkbox"/> Social Studies

Limit Grade Level to:

<input checked="" type="checkbox"/> All	<input type="checkbox"/> K-2	<input type="checkbox"/> 3-5	<input type="checkbox"/> 6-8	<input type="checkbox"/> 9-12
---	------------------------------	------------------------------	------------------------------	-------------------------------

Limit Results to:

http://www.marcopolosearch.org/MPSearch/Basic_Search.asp

Website Suggestions on the HIAT webpage 7

www.montgomeryschoolsmd.org

[GO ▶](#)

Montgomery County Public Schools

ROCKVILLE, MARYLAND

HOME
ABOUT US
SCHOOLS
COMMUNITY
BOARD OF EDUCATION
FOR PARENTS
FOR STUDENTS
FOR STAFF

HIAT Home

- ▶ Most Requested
- > [Draft:Builder Teacher Quick Guide \(PDF\)](#)
- > [Written Productivity Profile \(PDF\)](#)
- ▶ Training
- > [HIAT training](#)
- > [Online tutorials](#)
- > [Tech quick guides](#)
- > [Course participants' surveys](#)
- ▶ Resources
- > [About digital text](#)
- > [Classroom strategies](#)
- > [Purchasing resources](#)
- > [Printable tools](#)
- > [Search the HIAT website](#)
- ▶ Tech Quick Guides
- ▶ Educational Websites
- > [Curriculum](#)
- > [E-text](#)
- > [E-books](#)

HIAT → Websites

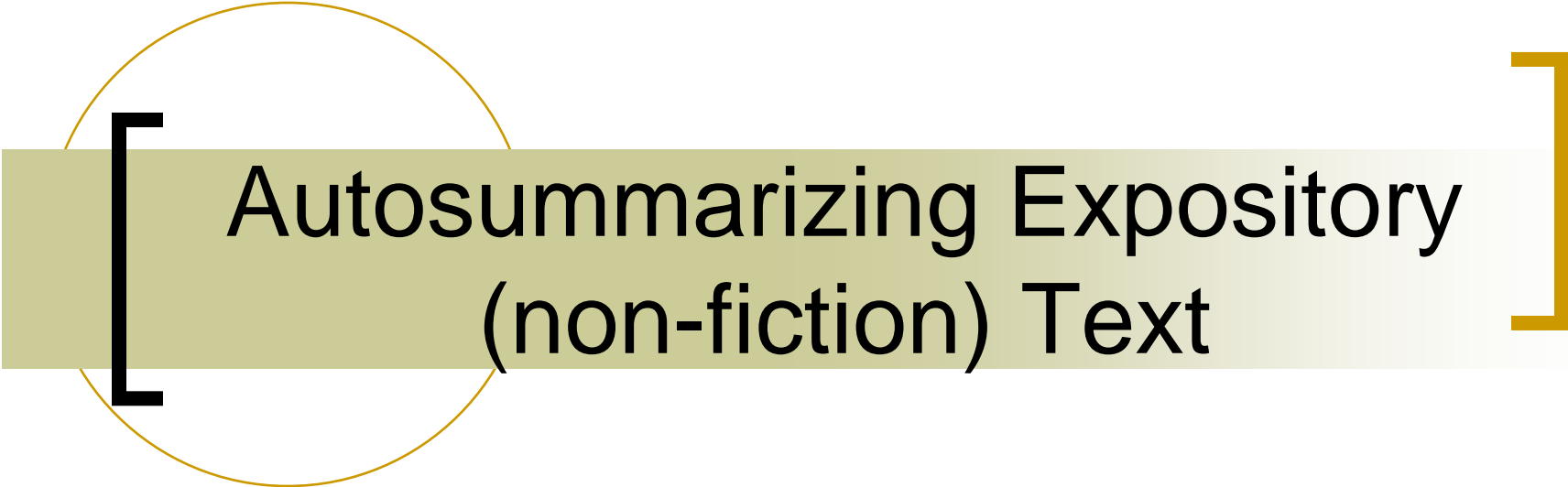
Websites to Support All Students

Educational websites are a critical ingredient of universal design for learning. MCPS is a subscriber to many fee-based educational websites. [See the list of MCPS online subscriptions.](#)

Curriculum	E-Text	E-Books
Websites that support teaching across a variety of subjects. Go to curriculum sites	Sites to find e-text to use with text reader software. Find entire books, poems, folktales. Go to e-text sites	Audio and e-book downloads and online books in a variety of formats. Go to e-books sites
Graphics	Math	Reading and Writing
Find graphics to support building the creation of universally designed teaching materials. Go to graphics sites	Websites with teaching resources and online games and tutorials. Go to math sites	Sites to support teaching of reading and writing with teacher tools and online activities for kids. Go to reading and writing sites
Science and Social Studies	Search Website Descriptions	

Copy and Pasting Text from a Website in to MS Word

1. Click at the beginning of where you want to copy the text
2. Hold down the shift key
3. Scroll down and click at the end of the text.
4. **Control C** = copy
5. Open MS Word
6. **Control V** = paste
7. Use Control A = Select all, to format text



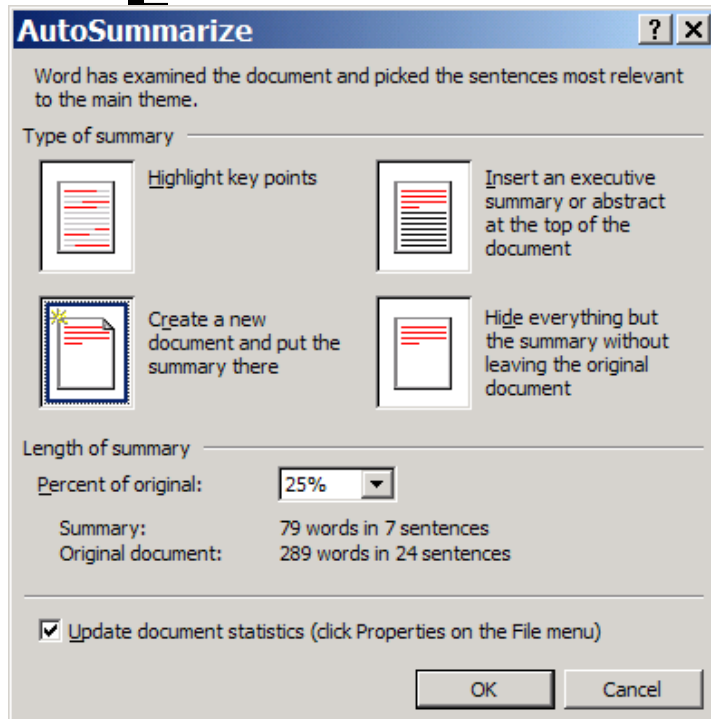
Autosummarizing Expository
(non-fiction) Text

Use Autosummarize in MS Word to Modify Text

- Open MS Word. Go to “Tools” > AutoSummarize to modify the amount of any digitized text.
- You can modify any document that you have typed or scanned into a word processor, or any electronic text from a website.
 - For example, if you find information on the web, but it is too much text for your students, you can use autosummarize to reduce the percentage of text. This works best with expository text.

How to AutoSummarize:

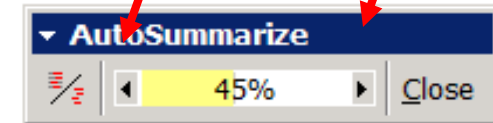
- Select the text you want to modify by highlighting it and copying it (CTRL C) and then pasting it (CTRL V) into an MS Word document



- Click on “Tools”
- Click on “AutoSummarize
- You will get a pop up window. Note that you can adjust the percentage of the length of the summary. Start with 25% and click OK.

Use the arrows to adjust the length of the text upward or downward. The highlighted areas show you the autosummarized text.

Forest Biomes

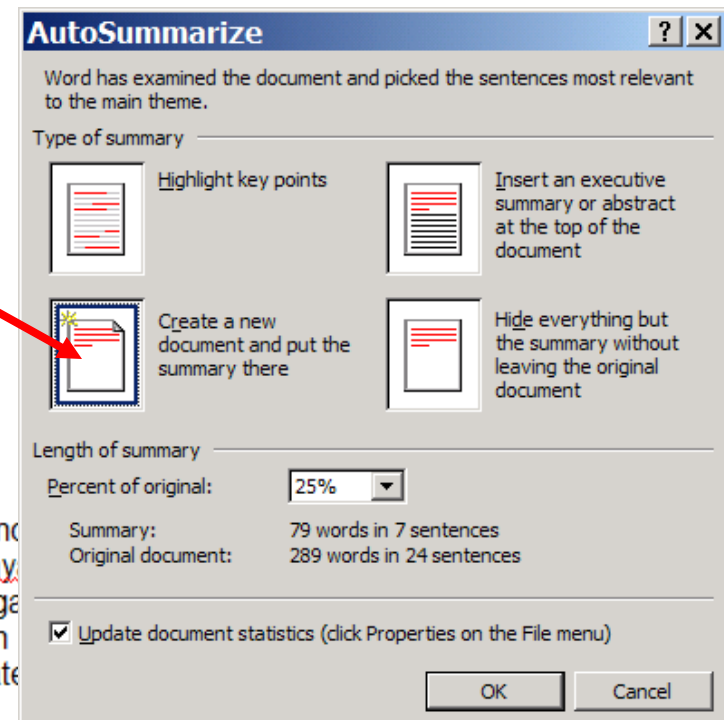


About 420 million years ago, during the Silurian Period, ancient plants and arthropods began to occupy the land. Over the millions of years that followed, these land colonizers developed and adapted to their new habitat. The first forests were dominated by giant horsetails, club mosses, and ferns that stood up to 40 feet tall.

Life on Earth continued to evolve, and in the late Paleozoic, gymnosperms appeared. By the Triassic Period (245-208 mya), gymnosperms dominated the Earth's forests. In the Cretaceous Period (144-65m mya), the first flowering plants (angiosperms) appeared. They evolved together with insects, birds, and mammals and radiated rapidly, dominating the landscape by the end of the Period. The landscape changed again during the Pleistocene Ice Ages—the surface of the planet that had been dominated by tropical forests for millions of years changed, and temperate forests spread in the Northern Hemisphere.

Today, forests occupy approximately one-third of Earth's land area, account for over two-thirds of the leaf area of land plants, and contain about 70% of carbon present in living things. They have been held in reverence in folklore and worshipped in ancient religions. However, forests are becoming major casualties of civilization as human populations have increased over the past several thousand years, bringing deforestation, pollution, and industrial usage problems to this important biome.

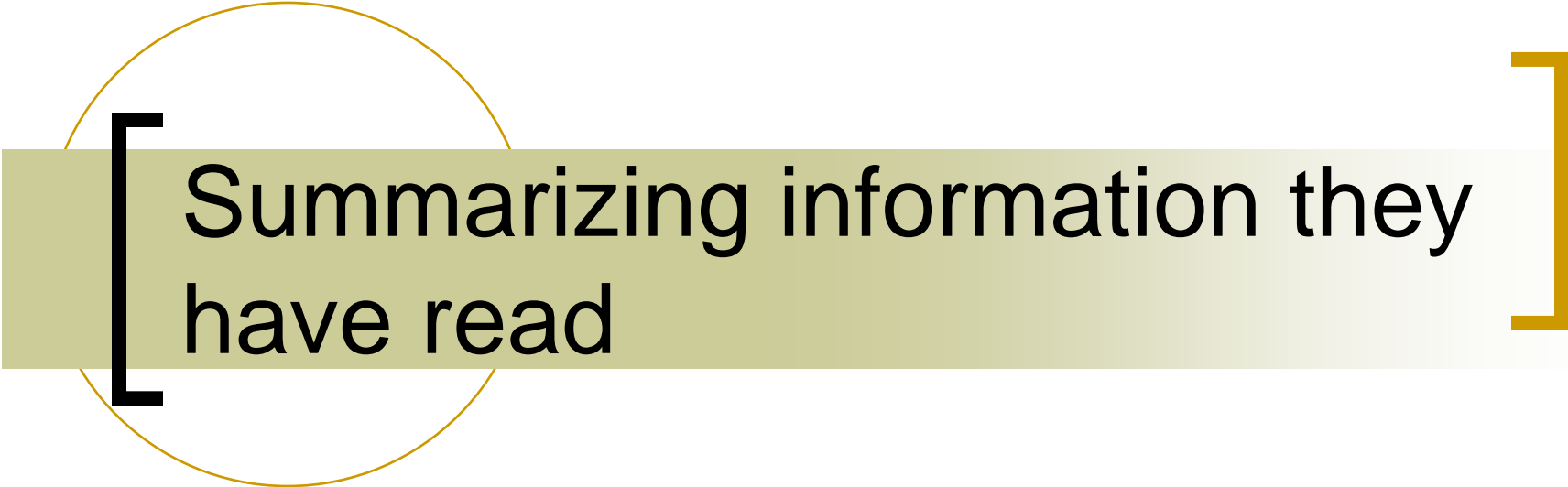
Once you have this at the level you want, click on close. Go back to Tools > AutoSummarize and select the option “Create a new document and put the summary there.” Your % of text is automatically condensed into a new file.



Forest Biomes

About 420 million years ago, during the Silurian Period, ancient plants and arthropods began to occupy the land. By the Triassic Period (245-208 my), gymnosperms dominated the Earth's forests. The landscape changed again during the Pleistocene Ice Ages—the surface of the planet that had been dominated by tropical forests for millions of years changed, and temperate forests spread in the Northern Hemisphere.

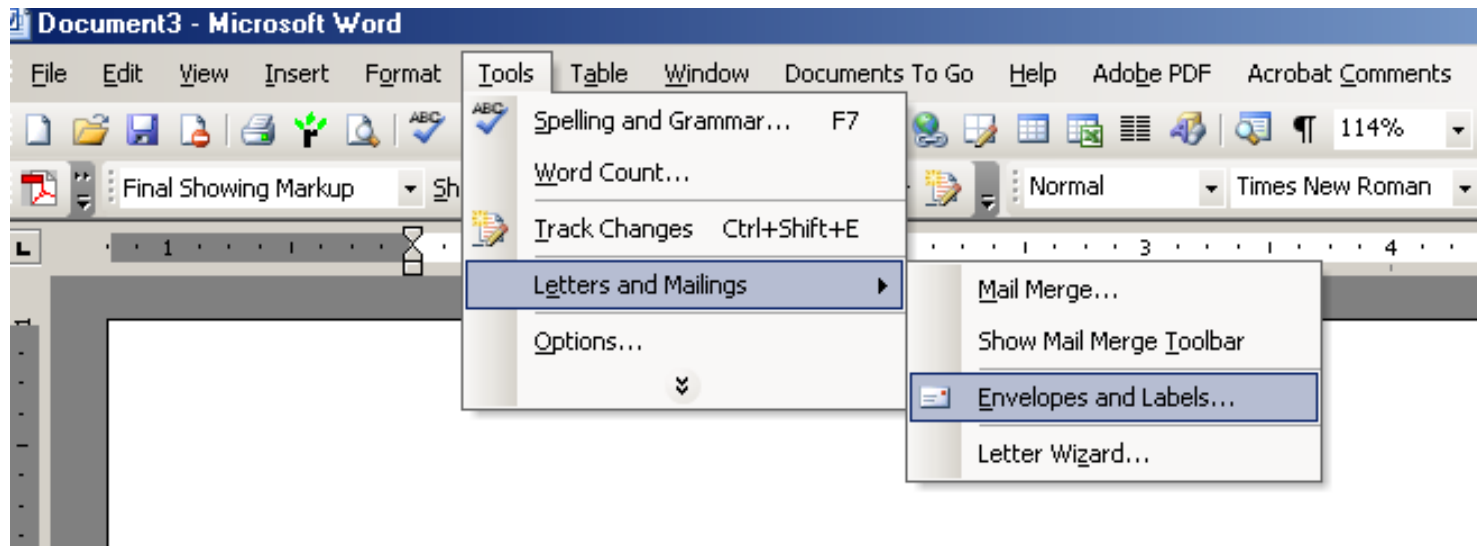
Today, forests occupy approximately one-third of Earth's land area, account for over two-thirds of the leaf area of land plants, and contain about 70% of carbon present in living things.



Summarizing information they
have read

Using Labels on MS word as notecards

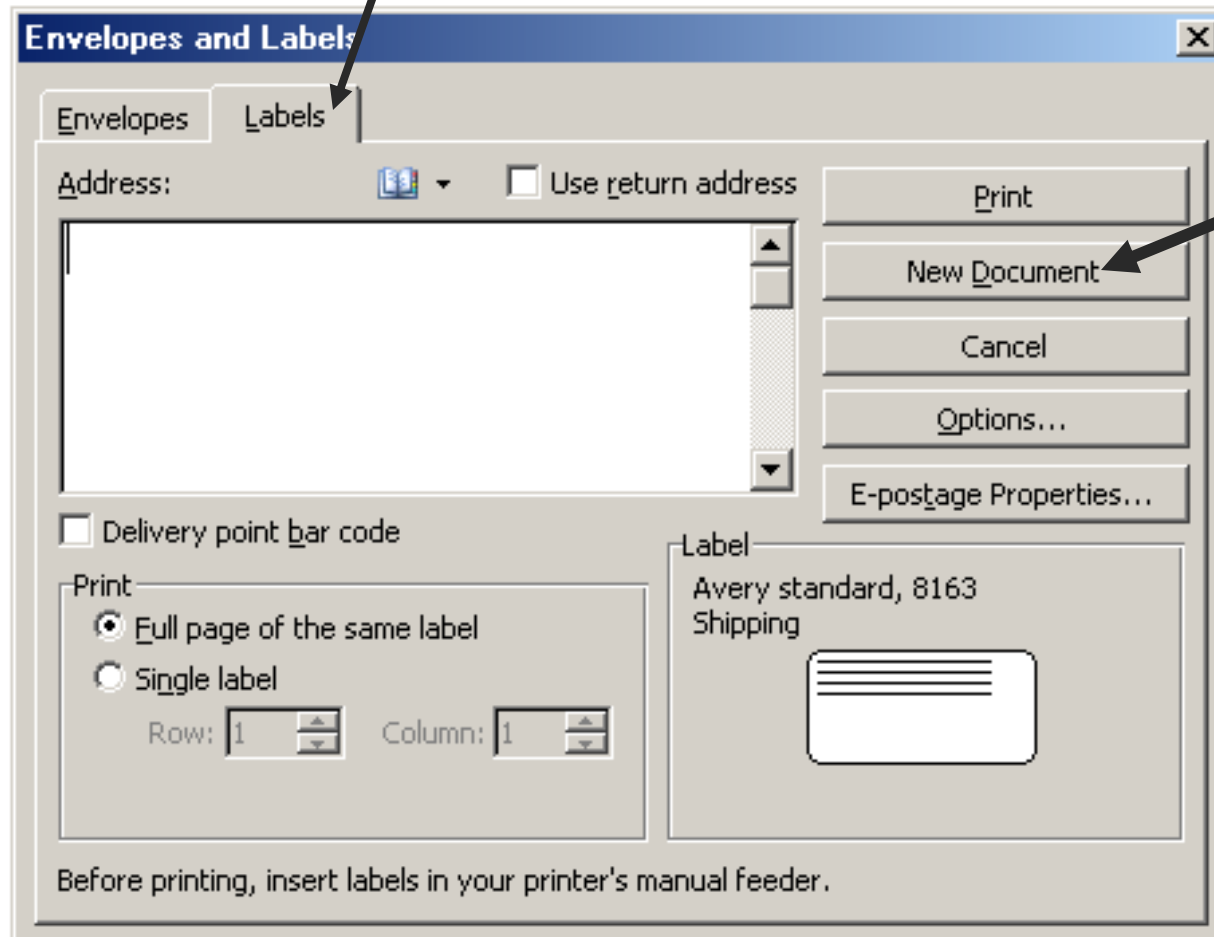
Use “Labels” to make note cards



Tools > Letters and mailings > envelopes and labels > Labels > Options > 2 x 4 shipping labels > New Document

**Click on the
Labels Tab**

**Click on New
Document**



Go to
Options to
choose a
different
size label.

2 x 4 shipping labels can be used as notecards

Type notes on each section.

Print on card stock and cut them into notecards

Sort the notecards to organize writing topics



Citing sources

Knightcite

<http://www.calvin.edu/library/knightcite>

[The internet is...]

- A rich source of information and supports
- A tool you can use at home to support your student learners.