

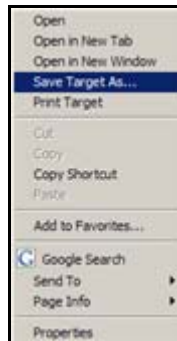
Mrs. Mongia's Podcasts

To listen to Mrs. Mongia's podcasts:

1. Go directly to <http://www.montgomeryschoolsmd.org/departments/elearning/treiber/mongia/podcasts.htm> or from the Garrett Park web site click Grades K-5, click Third Grade, and then click the Podcast link.
2. Click the desired podcast link. Please be patient...it may take a few minutes to load.

To save a podcast to your computer:

1. Right click on the desired podcast link.

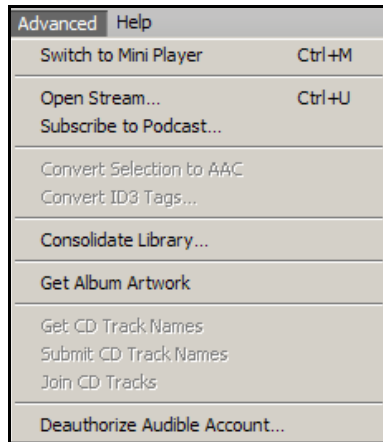


2. Click **Save Target As...**
3. Navigate to the folder on your computer where you would like to save the podcast.
4. Click the **Save** button.

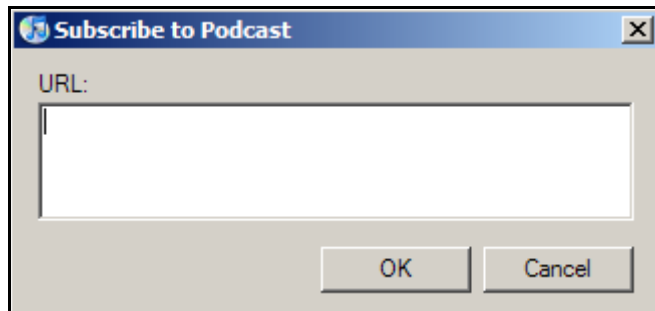
To subscribe to Mrs. Mongia's podcasts:

Subscribing to a podcast series makes it easy to listen to the most recent podcasts. Every time a new podcast is posted, your iTunes application will automatically retrieve the podcast from the website and place it in your iTunes application for you.

1. Click the XML **XML** button.
2. Click the URL so that the entire address is highlighted.
3. Press **Ctrl + C** on your keyboard to copy the URL.
Note: You may also right click on the URL and click **Copy**.
4. Open up your iTunes application.



5. Click **Advanced**.
6. Click **Subscribe to Podcast**.



7. Press **Ctrl + V** to paste the URL address (xml link) into the Subscribe to Podcast window.
Note: You may also right click in the window and click **Paste**.
8. Click the **OK** button.



9. On the left hand side, click **Podcasts**. You will see Mrs. Mongia's Podcasts.
10. Click the arrow to expand the list. All podcast episodes within the series will be displayed.
Note: The most recent podcast will be downloaded. As additional podcasts are added they will automatically be downloaded to your iTunes. Click the **Get** button to download older podcasts within the series.
11. You may listen to the podcast straight from your iTunes application or you may add it to your iPod the same way you add music to your iPod.